CITY OF Glendale MISSOURI

ADOPTED

Annual Operating Budget

FISCAL YEAR 2027

MISSION STATEMENT

Over 2,200 families have chosen Glendale as their home. The family atmosphere of the community is created by the churches, schools, neighborhoods, and the municipal government that serves the residents.

The mission of the elected officials, management, and employees of the City of Glendale is to prudently use the resources entrusted to them by the residents to maintain and enhance the quality of life of the residents in the areas of public safety, infrastructure, health, housing, and community traditions!

CITY OF Glendale MISSOURI

Table of Contents

INTRODUCTION & OVERVIEW

Elected Officials 4
Letter from City Administrator 5
Budgeting Process 7
About Our Community 8
Departments 9
Organizational Chart 10
Manpower Authorization 11
Strategic Priorities and Action Items 12

GOALS & PERFORMANCE

Administration 15
Fire Department 18
Police Department 20
Public Works 25

POLICIES

Fiscal Policies 31
Lease-Purchase Policy 34
Assessed Valuation 35
Property Tax Rates 36

FINANCIAL SUMMARIES

Fund Description and Structure 38
Budget Overview 39
Revenue Sources 41
Consolidated Funds 42
All Funds Summary 44
General Fund Summary 46
General Fund Revenue Summary 57
General Fund Revenue Detail 58
General Fund Expenditure Summary 59
General Fund Expenditure Detail 60
Budget Projections 65
Sewer Lateral Fund 68
Sanitation Enterprise Fund 69
Employee Pension Fund 70
Prop P Fund 72
Parks and Stormwater Fund 73
Capital Improvement Fund 74
Debt Service Fund 78
Prop S Fund 82
Capital Improvement Program 83
Glossary 86

Elected Officials

MAYOR

MIKE WILCOX

BOARD OF ALDERMEN

LISA CAPSHAW CUSHING	WARD I
ANDREW STEWART	WARD I
AARON NAUMAN	WARD II
GINA FIORDELISI	WARD II
AMY VOLK	WARD III
BERRY LANE	WARD III

CITY STAFF

CITY ADMINISTRATOR
FRANK JOHNSON

TREASURER
STEVE CHAMBERLIN

FINANCE DIRECTOR
DANIEL LAWRENCE

July 15, 2026

Honorable Mayor Mike Wilcox and
Members of the Board of Aldermen,
City of Glendale

Dear Honorable Mayor and Board of Aldermen:

This document is the Annual Operating Budget for Fiscal Year 2027. This budget complies in full with Chapter 67 of the Missouri Revised Statutes, which sets forth that proposed expenditures may not exceed projected revenues plus any unencumbered reserve funds from prior years.

This document includes individual budgets for all nine of the City's distinct funds. Budgets for the two funds related to core City operations, the General Fund and the Capital Improvement Fund, are summarized below.

GENERAL FUND

Revenue
General Fund revenue is projected to increase approximately 5.0% from $5,620,700 (original budgeted revenue) for FY 2026 to **$5,904,400.** The increase in revenue for FY 2027 is anticipated to come from a variety of taxes as well as increases in fire contract revenue, and transfers from other funds. Further details are explained in the General Fund budget narratives.

Expenditures
General Fund expenditures are budgeted to increase by 6.3% from $5,502,900 (original estimated expenditures) in FY 2026 to a total of **$5,848,100** for FY 2027. The majority of the increase in expenditures for FY 2026 is related to costs in personnel. The proposed General Fund Budget includes a COLA of 3% for full and part-time personnel and a 2% increase in health insurance premiums. Other insurance costs such as property, liability, and cyber continue to rise significantly.

Each City department has once again worked hard to keep non-personnel spending in check where possible. But this will be challenging considering the inflationary environment we live in as of today. Details for each department are explained in the General Fund budget narrative. The proposed FY 2027 General Fund Budget is budgeted to result in a surplus of **$56,300.**

In conclusion, the City's slowing revenue growth combined with a generous payroll/COLA adjustment for both FY 2026 and 2027 will allow for only a modest General Fund surplus for FY 2027.

PROP S FUND

Revenue
Following the passage of Prop S by voters in April 2025, the City of Glendale established a new Prop S fund to record the revenues and expenditures associated with the $18 million bond issue for street, sidewalk and stormwater improvements. The City received the first **$10,155,900** tranche of funds, covering the first three years of projects, in early FY 2026 following a successful bond sale in June 2025. The only revenue expected for the Prop S Fund for FY 2027 is **$200,000** in investment income.

Expenditures
Prop S expenditures for FY 2027 are budgeted at **$3,346,100.** The expenditures are for street reconstruction or maintenance for eight select streets as well as stormwater improvements on Elmwood.

CAPITAL IMPROVEMENT FUND

Revenue
A total of **$1,574,800** in revenue to the Capital Improvement Fund is projected for FY 2027. The bulk of the revenue will come from the half-cent capital improvement sales tax ($520,000) and federally funded grants ($896,800).

Expenditures
Capital Improvement Fund expenditures for FY 2027 are budgeted at **$1,954,700.** The bulk of the Capital Improvement expenditures are for street and stormwater improvements with monies appropriated for the N. Sappington preservation project ($1,236,400), and the E. Essex reconstruction project ($175,000). Other expenditures include $46,500 for a new Police Patrol vehicle and $70,000 for a Fire Department cardiac monitor.

The budget document being presented reflects a great deal of work by many people within the City. Department heads, administration staff, and especially Finance Officer Dan Lawrence are to be commended for their efforts in preparing the FY 2027 Annual Budget. This financial plan will allow the City of Glendale to continue providing our citizens with the level of services they expect with an efficient and financially sound municipal operation.

Respectfully Submitted,

Frank A. Johnson
City Administrator

Budgeting Process

BUDGETING

The Board of Aldermen set priorities for the coming year by allocating resources for this annual budget document. The budgeting process consists of meetings where the Finance Officer meets with the department heads to discuss current year estimates as well as objectives and estimates for the upcoming budget year. The budget process also includes a workshop with the Board of Aldermen. City staff then implements the budget, which is designed to achieve the strategic priorities of the City.

ANNUAL BUDGET

The budget is intended to present a complete financial plan for the coming fiscal year and includes the following information:

- A budget message describing the important features of the budget and major changes from the preceding year.
- Estimated revenues to be received from all sources for the budget year with a comparative statement of actual (or estimated) revenues for the preceding four years, itemized by year, fund, and source.
- Proposed expenditures for each fund, together with a comparative statement of actual or estimated expenditures for the preceding four years, itemized by year, fund, activity, and object.
- The amount required for the payment of interest and principal on any debts to the City.
- A projected five-year capital program.
- A general budget summary.

BUDGET CALENDAR

- ***March - April:*** The Finance Officer meets with the department heads to discuss current year estimates and upcoming fiscal year operating budget figures, as well as five-year capital plans.
- ***April - May:*** The budget workshop occurs at a Board of Aldermen meeting where the department heads explain to the Board their justification for all capital requests as well as any major changes for operating expenditures.
- ***May - Early June:*** The final budget document is prepared by City staff which includes all budget figures, narratives, and graphs.
- ***Early June:*** The first reading of the budget ordinance. (Public Input)
- ***Mid June:*** The public hearing for the budget and second reading of the budget ordinance as well the adoption of the Pay Plan and resolution for current fiscal year budget revisions. (Public Input)

About Our Community

FORM OF GOVERNMENT

The City of Glendale operates under the Mayor-Council-Administrator form of government, whereby the Mayor and Board of Aldermen adopt and amend the policies of the City.

The City Administrator and City staff are responsible for carrying those policies out and implementing City programs. Under this form of government, the City Administrator is the Chief Administrative Officer of the City and serves at the convenience of the Mayor and Board of Aldermen.

CITY DEMOGRAPHICS

The City of Glendale, Missouri is a small municipality located within the St. Louis County region. The City has a population of 6,176 residents according to the 2020 census. The City offers a small-town feel with 2,246 single-family homes and a small retail district along the south side of Manchester Rd.

MUNICIPAL SERVICES AND UTILITIES

The City provides municipal services such as police, fire, public works, and municipal court. The trash services are provided by the City through a subcontract with Republic Services. The City partners with Kirkwood Police for dispatching and the Kirkwood Fire Department for the Fire Chief function. Other utility services for Glendale residents are provided by Missouri American Water, Spire, Ameren Missouri, and Metropolitan St. Louis Sewer District.

EDUCATIONAL FACILITIES

The City contains two schools within the city limits with additional access to one in Oakland and another in Webster Groves. The schools located within Glendale are Christ Community Lutheran School and North Glendale Elementary School, both located on North Sappington Rd. near the City Hall. The school located in Oakland is Kirkwood Early Childhood Center located on North Sappington Rd. The school located in Webster Groves is Mary Queen of Peace Roman Catholic School located on West Lockwood Ave.

RECREATIONAL FACILITIES

Glendale has an agreement with the City of Kirkwood that provides residents with the full use of parks and recreation facilities, programs and classes at resident rates. This agreement is part of a long-standing partnership between the two cities. In 2024, Glendale also entered into an agreement with the City of Webster Groves that provides for resident-rate access at the municipality's fitness center, aquatic center, ice arena and tennis/pickleball courts.

Departments

The City of Glendale currently has 32 full-time employees, four part-time employees, and two seasonal workers spread out across various departments including Administration, Fire, Police, Court and Public Works.

ADMINISTRATION

Under the Mayor-Council-Administrator form of government, the City Administrator is the Chief Administrative Officer of the City and is charged with carrying out the policies of the Mayor and Board of Aldermen as well as supervising the general day-to-day operations of the City. The Administration Department is also responsible for budgeting and accounting functions, processing permits and business licenses, maintaining official records and public information, administering personnel and HR programs, and sending out City communications.

POLICE DEPARTMENT

The Glendale Police Department is a full-service law enforcement agency. It is committed to the principles of community policing and to providing high-quality public safety service to the approximately 6,200 residents and business people of Glendale. Chief of Police Robert Catlett commands the Glendale Police Department. The department is comprised of 11 sworn, full-time commissioned police officers, one part-time code enforcement officer and one part-time, civilian employee. Our civilian employee is assigned to the records division and is primarily responsible for records, administrative duties, and assisting the Municipal Prosecuting Attorney.

PUBLIC WORKS

The Public Works Department is responsible for the construction, maintenance, and repair of the City's infrastructure systems, including stormwater, streets, sidewalks, and signage. Construction and repair responsibilities are scheduled at specific times throughout the year, while maintenance responsibilities are generally conducted on an ongoing basis. The Public Works Department is also responsible for snow removal services during the winter months and for clearing post-storm debris from public right-of-ways year-round. During the summer months, Glendale hires seasonal employees to help the regular crew perform various street, curb and sidewalk construction and repairs.

FIRE DEPARTMENT

The City of Glendale Fire Department has been providing fire protection to the City of Glendale, Missouri in a full-time capacity since 1926. Prior to 1926, the City was served by an auxiliary fire department. In 1976, the Fire Department added Emergency Medical Services to its list of services provided. In 2006, the City of Glendale Fire Department began hiring Paramedics and added further upgrades to its Emergency Medical Service delivery. The department provides fire, rescue, and emergency medical services to the cities of Glendale and Warson Woods. The Glendale Fire Department moved into a newly constructed facility next door to City Hall in 2018. The old Glendale Fire Department was remodeled and is now the Glendale City Hall and Glendale Police Department.

ORGANIZATIONAL CHART

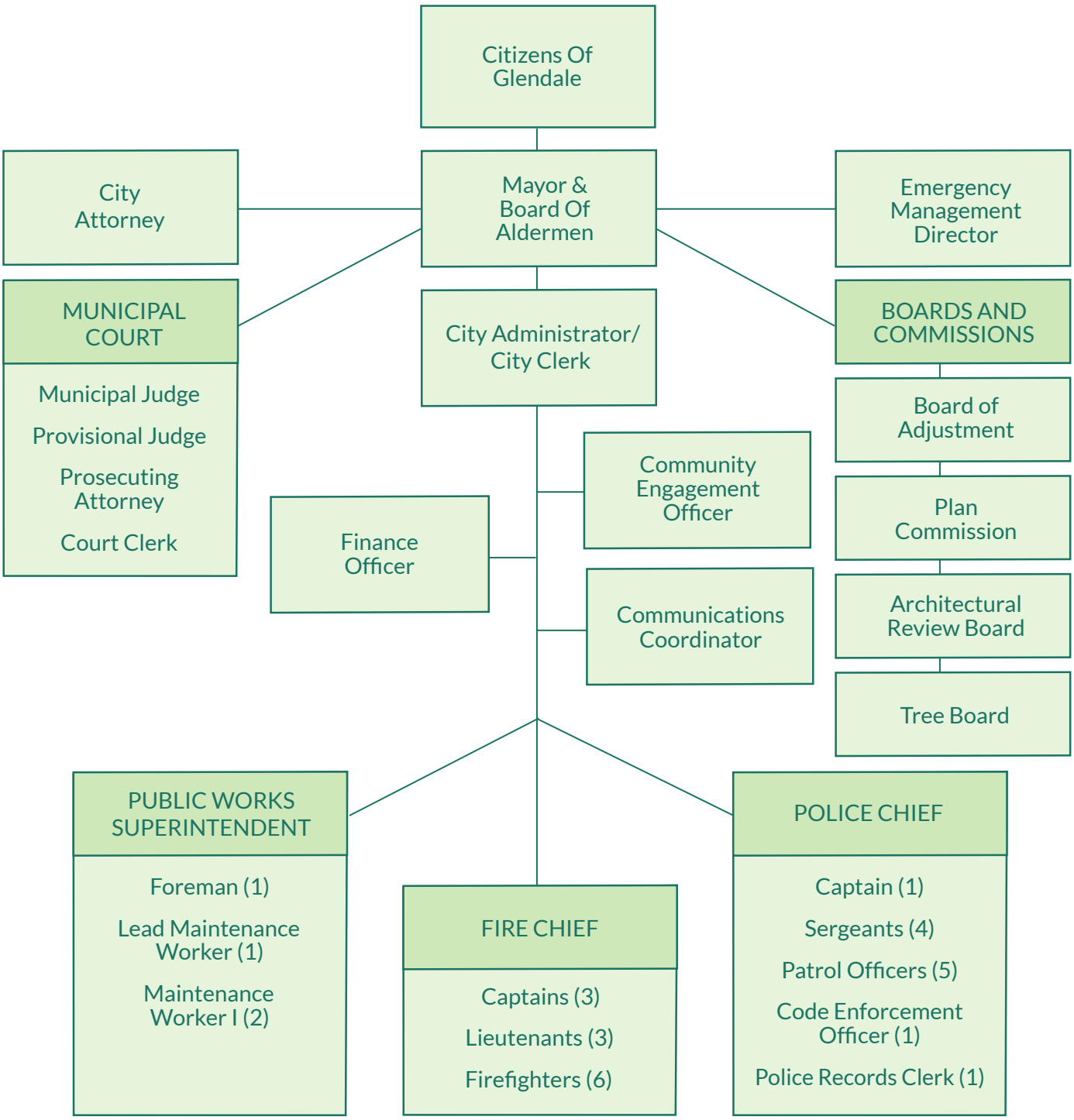

MANPOWER AUTHORIZATION

DEPARTMENT MANPOWER	POSITION	2023-24 MANPOWER	2024-25 MANPOWER	2025-26 MANPOWER	2026-27 MANPOWER	2026-27 Number of Employees	
Administration	City Administrator/City Clerk	1.0	1.0	1.0	1.0	1.0	
	Finance Officer	1.0	1.0	1.0	1.0	1.0	
	Comm. Engagement Officer	0.5	0.5	1.0	1.0	1.0	
	Communications Coordinator/ Office Assistant (PT)*	0.5	0.5	0.5	0.5	1.0	
	Court Clerk	1.0	1.0	1.0	1.0	1.0	
		4.0	4.0	4.5	4.5	5.0	
Police	Chief	1.0	1.0	1.0	1.0	1.0	
	Captain	1.0	1.0	1.0	1.0	1.0	
	Sergeant	4.0	4.0	4.0	4.0	4.0	
	Patrol Officer	5.0	5.0	5.0	5.0	5.0	
	Police Records Clerk	0.5	0.5	0.5	0.5	1.0	
	Code Enforcement Officer	0.5	0.5	0.5	0.5	1.0	
		12.0	12.0	12.0	12.0	13.0	
Fire	Chief/Captain	0.0	0.0	0.0	0.0	0.0	
	Captain	3.0	3.0	3.0	3.0	3.0	
	Lieutenant	3.0	3.0	3.0	3.0	3.0	
	Firefighter/Paramedic	6.0	6.0	6.0	6.0	6.0	
		12.0	12.0	12.0	12.0	12.0	
Public Works	Superintendent	1.0	1.0	1.0	1.0	1.0	
	Foreman	0.0	0.0	1.0	1.0	1.0	
	Lead Maintenance Worker I	1.0	1.0	1.0	1.0	1.0	
	Mechanic/Maintenance Worker I	1.0	1.0	0.0	0.0	0.0	
	Maintenance Worker I	1.0	2.0	2.0	2.0	2.0	
	Maintenance Worker II (PT)	1.5	1.0	0.5	0.0	0.0	
		5.5	6.0	5.5	5.0	5.0	
TOTAL ALL DEPARTMENTS		33.5	34.0	34.0	33.5	32.0	FT
						3.0	PT
NET CHANGE		0.5	0.5	0.0	-0.5	35 TOTAL	

* The Part-Time Communications Coordinator position is funded 50% out of the Sanitation Enterprise fund.
** The part-time Fire Chief position is now subcontracted through the City of Kirkwood and not reflected in these figures.

Strategic Priorities and Action Items

VISION AND VALUES

On February 7, 2026, the Glendale Board of Aldermen held a planning workshop to develop a new set of strategic priorities. As part of that exercise, the Board also created a vision statement and set of values to serve as guiding principles in the execution of the priorities and associated action items.

Glendale will continue to be a close-knit community where neighborhood charm, safety, and strong civic connections are sustained through outstanding city services.

Mayor Mike Wilcox

The Board of Aldermen have identified five values as critical to effectively achieving the kind of community outlined in the vision statement.

Fiscal Responsibility — The City of Glendale is a good steward of tax dollars and strives to provide high quality services at a cost residents are willing to support.

Service Excellence — Glendale employees and elected officials effectively manage limited resources to provide excellent services. We take a pragmatic approach that leverages partnerships and prioritizes resident accessibility and communication.

Community — More than a provider of services, we are supporters of a strong civic network that spans schools, churches, businesses and residents. By bringing people together through community events, we foster an overall sense of belonging.

Trustworthiness — The City makes decisions in a transparent manner and acts with integrity. We are accountable for our actions, and we always seek to do the right thing for our community.

Collaboration — We collaborate with others internally and externally to build community and enhance our ability to provide services to our residents.

Strategic Priorities and Action Items *(continued)*

PRIORITIES AND ACTION ITEMS

Based on the vision and values articulated above, the Board has adopted five strategic priorities and associated action items. For each action item, a status update is provided. Please note that some action items represent discrete, finite tasks while others require continuous, ongoing efforts.

PRIORITY 1: STREET SAFETY

Strengthen the safety of Glendale streets to eliminate serious accidents and injuries, provide a comfortable environment for pedestrians, and enhance community feel.

Action Items

1. Form a Traffic Safety Committee consisting of staff and elected officials to study traffic safety issues and provide recommendations on policy and infrastructure. *(COMPLETED)*

2. Conduct a citywide parking analysis and develop recommendations for addressing parking issues and traffic flow. *(IN PROGRESS)*

3. Create a monthly traffic enforcement report and develop additional traffic enforcement strategies to reduce speeding on Glendale streets. *(COMPLETED)*

4. Adopt revised safety regulations for the use of electric bikes, electric scooters and other similar vehicles. *(COMPLETED)*

PRIORITY 2: FISCAL SUSTAINABILITY

Educate Board and stakeholders with a risk-based assessment of our current and future financial picture to anticipate challenges and/or opportunities in our budget.

Action Items

1. Provide the Board with a more comprehensive budget overview as part of annual budget development and consider additional training sessions. *(COMPLETED)*

2. Prepare a report analyzing the potential financial risks the City faces across multiple levels (local, county and state) and model possible impacts to the City's budget. *(COMPLETED)*

3. Based on this analysis, develop further action steps and priorities. *(ONGOING)*

PRIORITY 3: INFRASTRUCTURE & MAINTENANCE

Strategically execute Prop S funds in the most fiscally responsible manner to positively impact the most residents with greatest need.

Action Items

1. Continue to analyze anticipated Prop S revenue loss from the senior property tax freeze and its impact on the proposed five-year project schedule. *(IN PROGRESS)*

2. Make scope adjustments as needed only after full consideration and support from the Board of Aldermen.

3. Ensure efficient execution and robust resident communication across all project phases. *(ONGOING)*

Strategic Priorities and Action Items *(continued)*

PRIORITY 4: CITY SERVICES

Maintain the excellent quality of City services to ensure taxpayer funds are used efficiently (reducing costs) and effectively (achieving impact).

Action Items

1. Provide a working environment and organizational culture that can recruit, train, and retain skilled and motivated City employees. *(ONGOING)*

2. Consider implementing methods to gauge and measure citizen satisfaction with City services and quality of life. *(PLANNING)*

3. Consider implementing methods to gauge and measure employee satisfaction. *(PLANNING)*

PRIORITY 5: PARTNERSHIPS

Collaborate with regional partners to maximize quality of life for residents.

Action Items

1. Prepare for potential changes or challenges in current partnership models by exploring alternative options and funding sources. *(PLANNING)*

2. Explore additional partnership opportunities that may reduce costs and/or enhance resident satisfaction. *(PLANNING)*

3. Remain active in regional professional organizations and groups with influence on municipal policies. *(ONGOING)*

BLUEPRINT GLENDALE COMPREHENSIVE PLAN

In addition to the above, the City also concluded an effort spanning multiple years to develop and adopt Glendale's first-ever comprehensive plan, dubbed Blueprint Glendale. This document, approved by the Board of Aldermen on April 8, 2026, is intended to guide the physical character of development, public space and infrastructure in Glendale and includes its own set of community goals, strategies and action items.

More information about Blueprint Glendale is available online at www.glendalemo.org/blueprintglendale.

Administration

GOAL

Create a comprehensive plan with zoning code updates which will also harmonize with the approved Architectural Review Board (ARB) guidelines.

STRATEGIES

1. Work with ARB members, the City Attorney and elected officials to draft and revise updated ARB guidelines.

2. Engage planning firm to lead comprehensive plan creation and provide recommendations for zoning code updates.

MILESTONES

- In the fall of 2024, the Board of Aldermen approved the revised ARB guidelines. The updated guidelines were the culmination of years' worth of effort by staff, elected officials and the members of the ARB, and will provide a solid foundational to guide thoughtful residential development.

- In the spring of 2026, the Board of Aldermen officially adopted the final draft of the Blueprint Glendale Comprehensive Plan, setting a foundation that will be used to guide future decision making on land use, infrastructure and other critical issues.

- Over the summer of 2026, the City of Glendale publicly shared a draft of the full zoning code update and began a public engagement process, including a public open house held on June 29.

GOAL

Engage and inform residents through robust communications and a variety of community events and public involvement opportunities.

STRATEGIES

1. Increase the variety of communication channels and mediums used to reach residents, including digital, print and video.

2. Grow social media presence through consistent and frequent content.

3. Establish weekly email newsletters and quarterly print newsletters mailed to every address in the City.

4. Develop a Strategic Communications Plan to provide specific goals and guide communications and outreach efforts.

MILESTONES

- Held the second annual Glendale Summer Bash on June 12, 2026, firmly establishing a year-round calendar of community events that provide residents with a chance to gather with friends, family and neighbors while enhancing the unique charm of Glendale.

- Completed and adopted the City's first Strategic Communications Plan. The goals and strategies in this plan reinforce the importance of communications and community engagement in the City's day-to-day operations.

- Launched a redesign of the City's website with a refreshed style, enhanced functionality, and improved navigation.

PERFORMANCE INDICATORS

PLATFORM/TOOL	FY2025	FY2026	CHANGE
Email Newsletter			
Subscribers	971	1,012	+4%
Facebook			
Posts	427	409	-4%
Followers	2,322	2,788	+20%
Reach	77,610	214,459	+176%
Interactions	6,102	9,810	+54%
Instagram			
Posts	170	223	+31%
Followers	394	504	+28%
Reach	9,210	8,322	-10%
Interactions	2,074	1,899	-8%
Videos Published	2	12	+600%
Website Articles	42	38	-10%

GOAL

Provide efficient and effective processing of permits and enhance staff ability to manage records across departments.

STRATEGIES

1. Hold regular cross-departmental meetings to review policy and procedures and discuss potential issues and points of friction.

2. Transition to cloud-based municipal software platform for permits, code enforcement and land management.

MILESTONES

- Launched the MyGovernmentOnline permit and code enforcement portal in April of 2026, completing the transition to a fully online system that offers more convenience for builders and residents.

- By choosing a public-private partner for this project, the annual subscription fee is a fraction of the cost compared to larger private companies.

PERFORMANCE INDICATORS

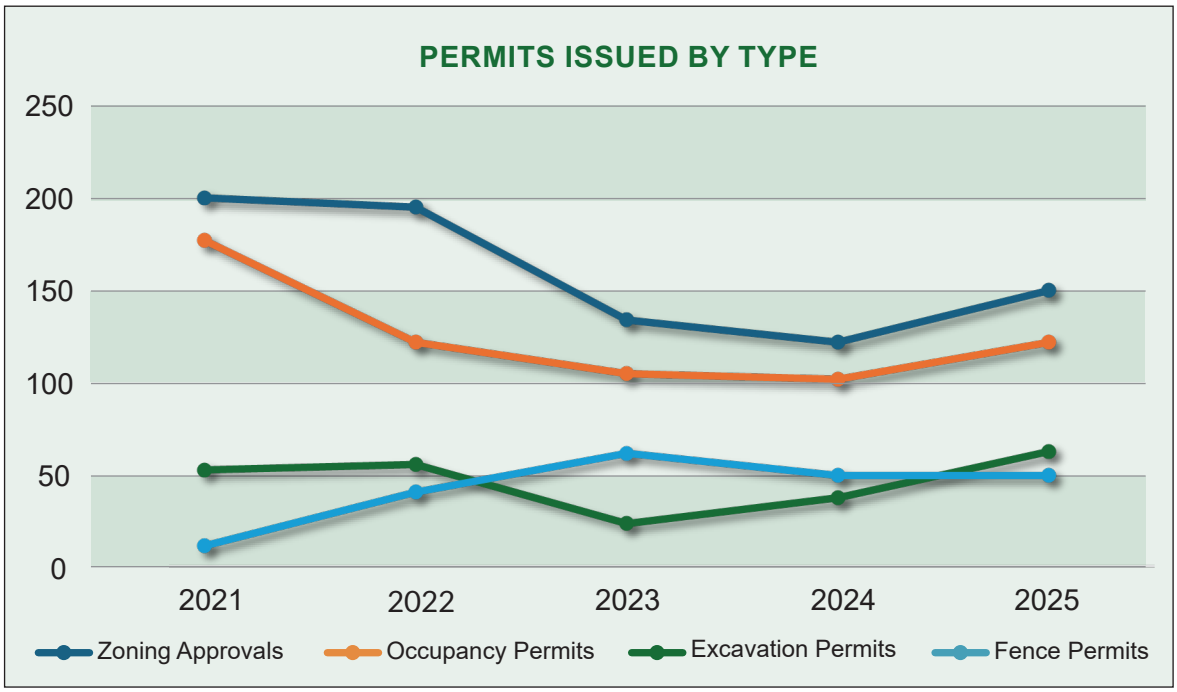

GOAL

Ensure long-term financial stability for the organization and community.

STRATEGIES

1. Conservatively budget annual revenue and expense estimates so that a proper fund balance is maintained.

2. Work with department heads regarding the 5-year CIP (Capital Improvement Plan) to ensure the capital needs of each department are met and that proper funding is available.

3. Revamp annual budget presentation to integrate strategic planning with financial management and provide taxpayers with a better overview of the City and its operations.

MILESTONES

- Created a new presentation for the annual budget work sessions that provided the Board of Aldermen and the public with a high-level visual breakdown of the City's budget across various funds.

- Achieved an estimated surplus of $117,000 in the City's general operating fund for FY2026 and a general fund balance of nearly $3.4 million.

- Awarded Distinguished Budget Presentation Award from the Government Finance Officers Association (GFOA) for the FY2026 Budget.

Fire Department

GOAL

Maintain high levels of service to residents in Glendale and Warson Woods.

STRATEGIES

- Respond to all emergencies within Glendale and Warson Woods within the time parameters established within National Fire Protection Association (NFPA) 1710.
- Purchase new cardiac monitors.

PERFORMANCE INDICATORS

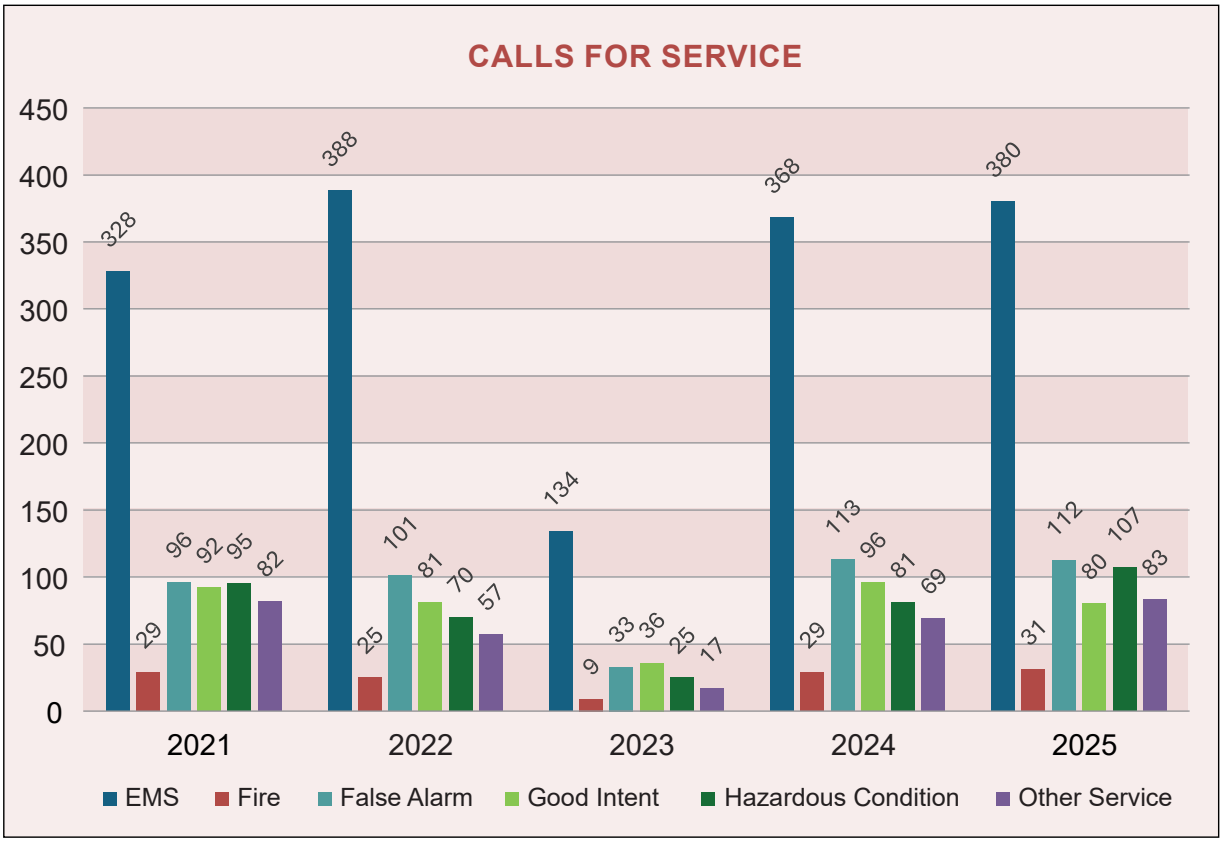

Fire Department *(continued)*

PERFORMANCE INDICATORS

NFPA METRIC	NFPA STANDARD	GLENDALE FD
Turnout Time (EMS)	60 seconds	53.79 seconds
Turnout Time (Fire)	80 seconds	54.66 seconds
Travel Time (First Arriving)	240 seconds	225.05 seconds
Travel Time (All Unit Response)	610 seconds	299.32 seconds

GOAL

To maintain our ISO 2 rating and continue providing lower insurance rates to our residents.

STRATEGIES

- Maintain apparatus compliance with all NFPA standards.
- Maintain specified training compliance standards for all members.
- Complete annual hydrant testing and flow requirements.
- Complete yearly commercial fire inspections.
- Complete annual hose testing.
- Provide Community Risk Reduction initiatives/ programs to identified segments of the Glendale community.

MILESTONES

- The City of Glendale has maintained a Class 2 ranking under the Fire Suppression Rating Schedule from ISO since Dec. 30, 2024.

Police Department

GOAL

Maintain high levels of service delivery.

STRATEGIES

- Perform proactive police patrols by monitoring and searching for suspicious activity, criminal activity and criminal offenders.
- Implement community policing strategies by meeting with residents and citizens to hear their concerns within the community. This strategy includes implementing problem solving measures.
- Conduct community engagement by attending community events and providing crime prevention and safety presentations.
- Leverage hot spot policing by providing extra, frequent and heavy patrols in areas where crimes have recently been committed or occur regularly.
- Increase communication between Police Administration and Patrol Officers to emphasize goals and objectives of the department by hosting quarterly meetings with Supervisors and semi-annual meetings with entire department.
- Continue to recruit, hire, and retain the approved staffing levels within the department to ensure we can provide the best level of service possible.

PERFORMANCE INDICATORS

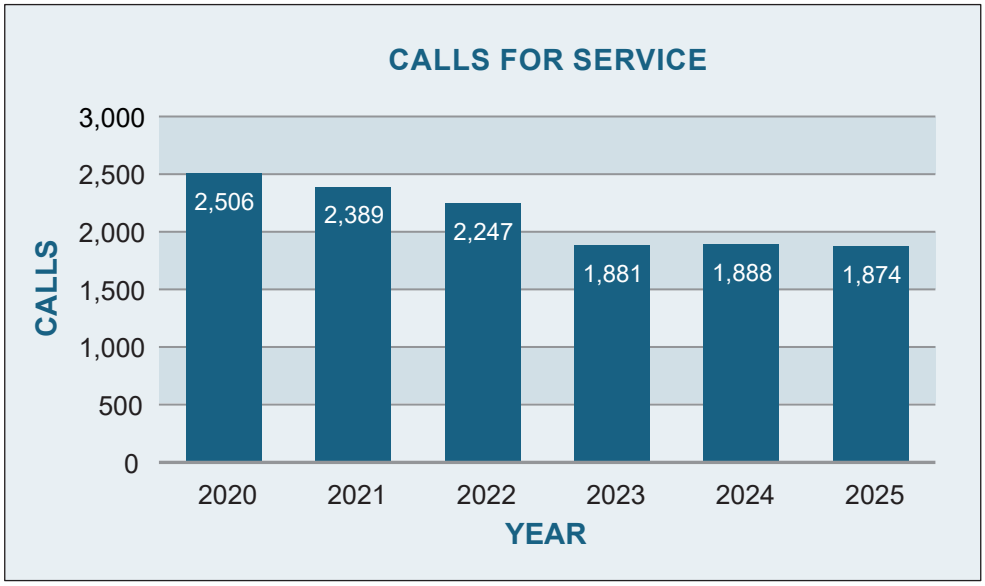

Police Department *(continued)*

PERFORMANCE INDICATORS

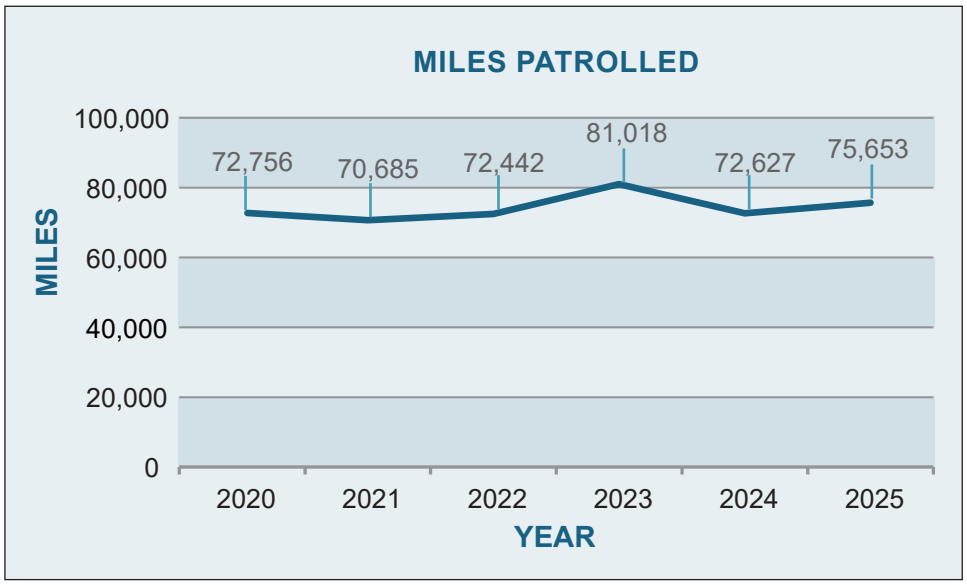

MILESTONES

- Hosted first annual "Coffee with a Cop."
- Conducted safety seminars at North Glendale School and Christ Community Lutheran School (preschool at Glendale Lutheran Church) and for congregation of Glendale Lutheran Church.
- Continued participation in the St. Louis Metropolitan Community Emergency Response Team (CERT) Training program.
- Successfully completed an internal Sergeant promotion process and attracted a qualified, experienced candidate for a police officer opening.

GOAL

Achieve police accredidation.

STRATEGIES

- Maintain Police Accreditation through the Missouri Police Chief's Association Charitable Foundation. The accreditation is a three-year process that includes implementing best practices within the law enforcement profession.
- Testing of personnel for policy knowledge of high-risk policies (Pursuit, Workplace Violence, Use of Force, etc.)

Police Department *(continued)*

MILESTONES

- Continue annual review of all policies and procedures.
- Continue to provide annual proof of policies and procedures compliance.
- Provide police accreditation training to staff.

GOAL

Provide quality training opportunities to police employees and staff.

STRATEGIES

- Provide educational courses to police employees including CPR certification, ASP Baton certification, Radar certification, Active Shooter training, LE Web Booking and Processing as well as a new Officer Wellness Program.

MILESTONES

- Officers participated in ASP re-certification training.
- Officers attended LE Web Booking Classes.
- Added Active Shooter/Intruder scenarios to our in-house Firearms Training.
- Assistant Chief attended and completed FBI-LEEDA Executive Leadership Training (Trilogy).

GOAL

Purchase equipment to ensure community and officer safety.

STRATEGIES

- Continue to research and purchase equipment to ensure police employees can safely provide high levels of service to the community including ballistic vests, body cameras, communication equipment, one new vehicle annually, and other equipment as needed.
- Schedule and plan for major purchases as part of the five-year Capital Improvement Plan (CIP) budget process.

MILESTONES

- New vehicle and traffic safety vests purchased.
- “Guardian” Lights donated for officer safety.

Police Department *(continued)*

GOAL

Use police technology to improve crime prevention and deterrence.

STRATEGIES

- Maintain License Plate Recognition (LPR) Pole cameras to help identify wanted vehicles, stolen vehicles and suspects who may be breaking into cars, stealing cars, and/or committing other street crimes. These cameras take photographic and video images of vehicles and run them through the police criminal database system (REJIS). The City will consider purchasing additional cameras as may be deemed necessary.
- Research and purchase new desktop computers and laptop/mobile computers to replace the aging computers currently in service within the Police Department.

MILESTONES

- New laptop/mobile computers purchased and installed.
- Continued use of LPR Cameras resulted in arrest of two felony suspects and recovery of drugs and weapons.

GOAL

Analyze crime trends to ensure adequate staffing levels and programs.

STRATEGIES

- Continually assess and analyze current crime trends and determine the appropriate staffing levels to combat the crimes discovered. Current crime prevention measures and programs will also be considered to deal with the crime trends geared towards crime prevention and suspect apprehension.
- Leverage hot spot policing by providing extra, frequent and heavy patrols in areas where crimes have recently been committed or occur regularly.

Police Department *(continued)*

PERFORMANCE INDICATORS

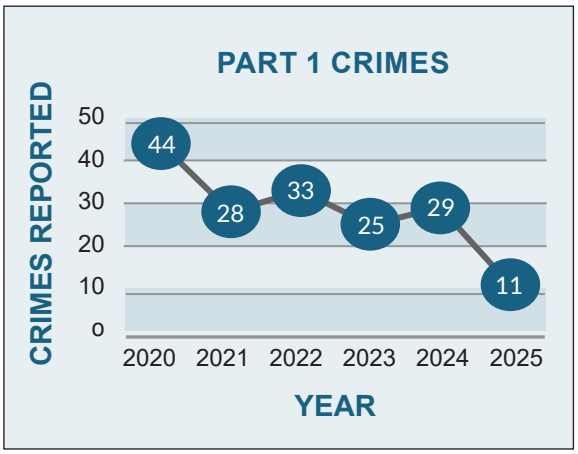

Part 1 Crimes *consist of homicide, rape, robbery, aggravated assault, burglary, substantial theft, motor vehicle theft and human trafficking.*

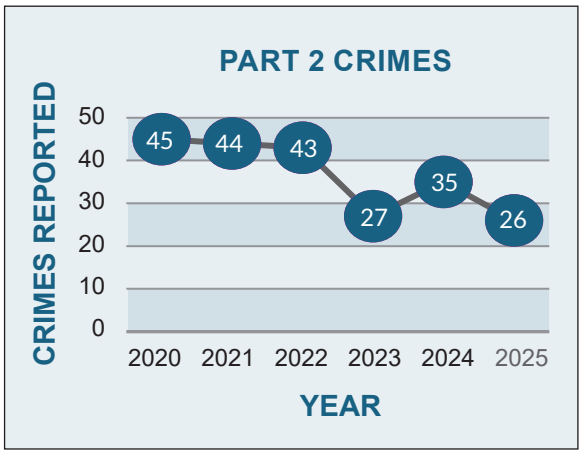

Part 2 Crimes *consist of simple assaults, forgery, fraud, embezzlement, receiving stolen property, vandalism, possession of unlawful weapons, prostitution, drug violations, driving while intoxicated, liquor laws and disorderly conduct.*

MILESTONES

- Achieved a substantial reduction in Part 1 and Part 2 crimes in 2025, which the department credits to the increase in miles patrolled and engagement with the community.

Public Works

GOAL

To improve and maintain the City streets in a good, well-draining condition that is safe for vehicle and pedestrian traffic.

STRATEGIES

- Continued execution of the street, sidewalk, and stormwater improvements outlined in the Streets Master Plan and Stormwater Master Plan.
- Maintain street pavements using a comprehensive set of practices including, but not limited to, pothole repair, localized pavement milling and overlay, in-house contracted street overlay, concrete street slab replacements, full-depth pavement repairs, cracksealing, and sealcoating.
- Seek alternative funding for street, sidewalk, and stormwater improvements from various regional, state and federal grant sources.

MILESTONES

- Since the completion of the first phase of the E. Essex Ave. reconstruction projects, which is divided into three phases extending between the shared city limit line with the City of Kirkwood continuing east to N. Berry Rd., the City has successfully obtained federal aid funding to reconstruct Phase Two of the project between N. Sappington Rd. and Devon Rd. Construction of this phase of the project is scheduled for 2030. Plans for Phase Two of the project include the introduction of new sidewalks along this section of E. Essex Ave. which will greatly improve pedestrian safety.
- As planned and advertised, construction of the 2026 Proposition S improvements got underway in April 2026.
- On time as planned, the City issued an Engineering Service Contract (ESC) to Horner Shifrin for development of engineered plans for the construction of the 2027 Proposition S street, sidewalk, and stormwater improvements.
- In 2026 the City completed acquisition of all right-of-way (ROW), Metropolitan Sewer District (MSD) permits, and MoDOT approvals needed to move forward with construction of the N. Sappington Rd. improvements. Construction of these improvements is planned to begin in 2026.
- The City coordinated with Missouri American Water to successfully deliver a major water main replacement project along N. Sappington Rd. between Manchester Rd. and W. Lockwood Ave.
- The City coordinated again with Missouri American Water to again successfully deliver another major water main replacement project along N. Berry Rd. between Grammercy Pl. and W. Lockwood Ave. that required the closure of N. Berry Rd. for the duration of the project.

PERFORMANCE INDICATORS

The Public Works Department follows a robust process for bidding out large infrastructure projects that ensures we receive competitive pricing. For example, construction bids for the 2026 Prop S improvements fell nearly $1 million less than the engineer's estimate, and bids for the 2026 Crackseal & Sealcoat project also fell well below the budgeted amount.

In 2022, the City initiated a Pavement Preservation program that uses crackseal and sealcoating to extend the useful life of a street. The chart below illustrates the number of square yards of pavement that were preserved each year.

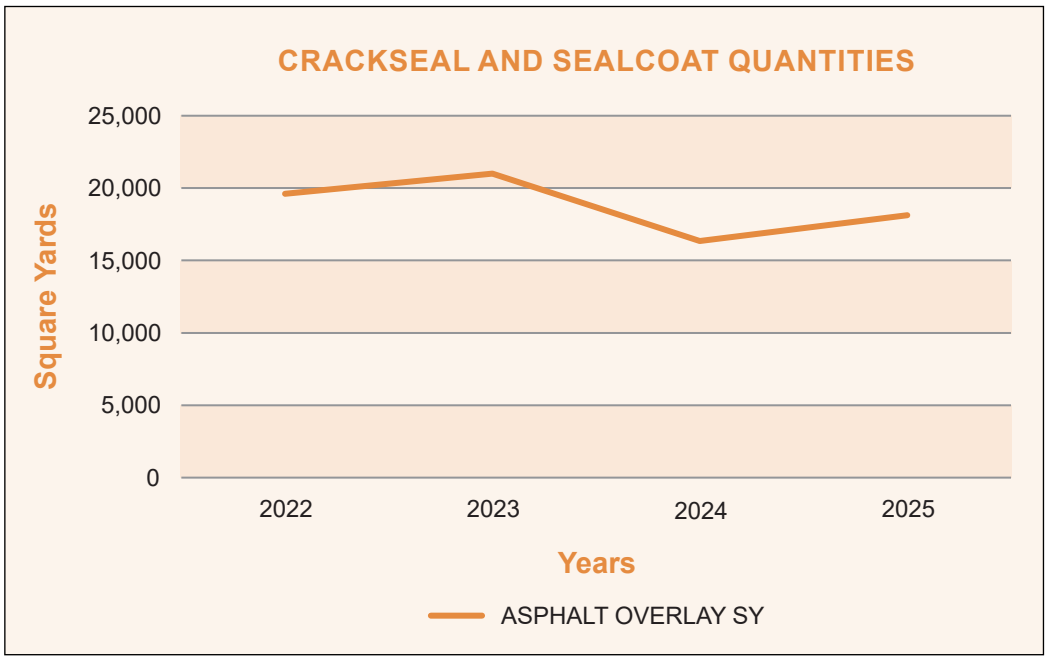

GOAL

To improve the stormwater drainage conditions in the City in efforts to control flooding and limit stormwater runoff between property owners.

STRATEGIES

- Identify areas of the City with poor stormwater drainage conditions.
- Develop management strategies for stormwater runoff from private property.
- Include construction of stormwater improvement projects in the City's 5-year CIP.

MILESTONES

- The City's Stormwater Master Plan (SWMP) was submitted to MSD for review and acceptance of all projects outlined in the plan that fall under MSD's purview. Of the 17 projects listed in the SWMP, 14 of these projects were accepted by MSD.
- Developed an Infill Guide that outlined new regulations regarding stormwater runoff from private properties and a new Grading Permit that requires inspections from the City for movement of soils on private property that meet or exceed a certain limit.
- Instituted a 55% impervious coverage limit to all lots in the City.

GOAL

To ensure safe and sanitary conditions of residential properties through the efficient operation of our sewer lateral program.

STRATEGIES

- Continue to operate our sewer lateral program in a way that provides essential assistance to our residents in maintaining the functionality of their sewer lateral, while staying on budget and providing efficient repairs that make sense for both the resident and the City.

MILESTONES

- In 2026, the program description on the City's website was improved to more clearly outline the City's policy on covered and uncovered expenses.

PERFORMANCE INDICATORS

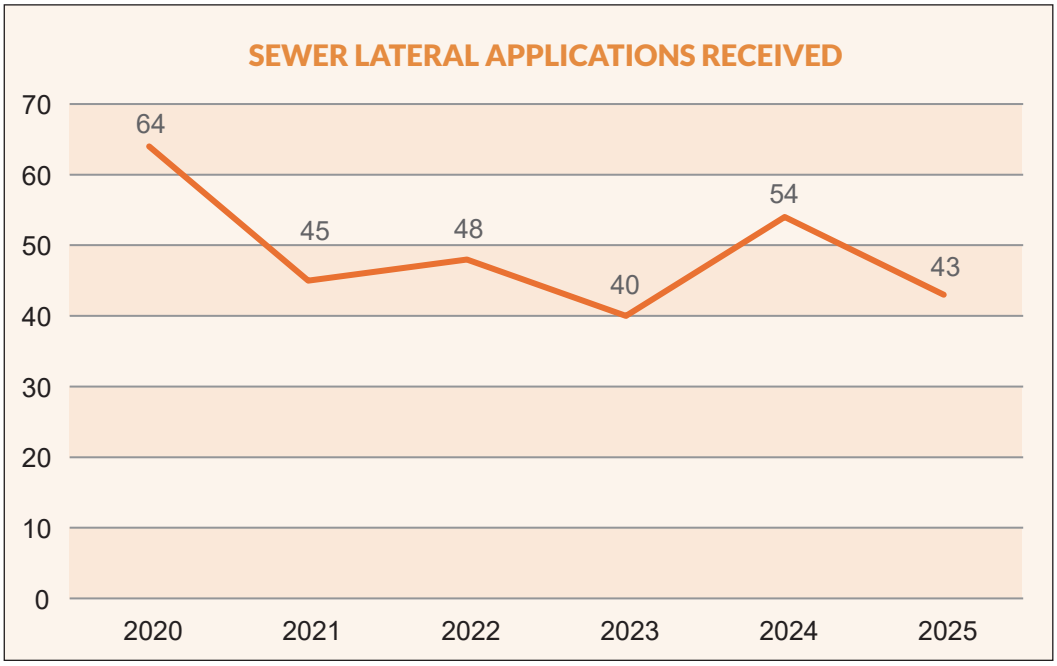

GOAL

Remove snow and ice from Glendale streets and keep them clear for safe travel.

STRATEGIES

- Maintain fleet of snowplow and salt loading and application equipment in good working order to ensure reliability.
- Maximize public dollars by purchasing road salt through the City of Chesterfield Salt Purchasing Co-op.
- Provide safety and operations training for drivers.

MILESTONES

- The City replaced two aging snow plow trucks 2025 ensuring less breakdown potential and more on-street snow plow time, which shortens the response time of the department and clears snow and ice from City streets at a faster rate.

PERFORMANCE INDICATORS

The graph below indicates the actual number of miles of streets where snow and ice removal operations occurred.

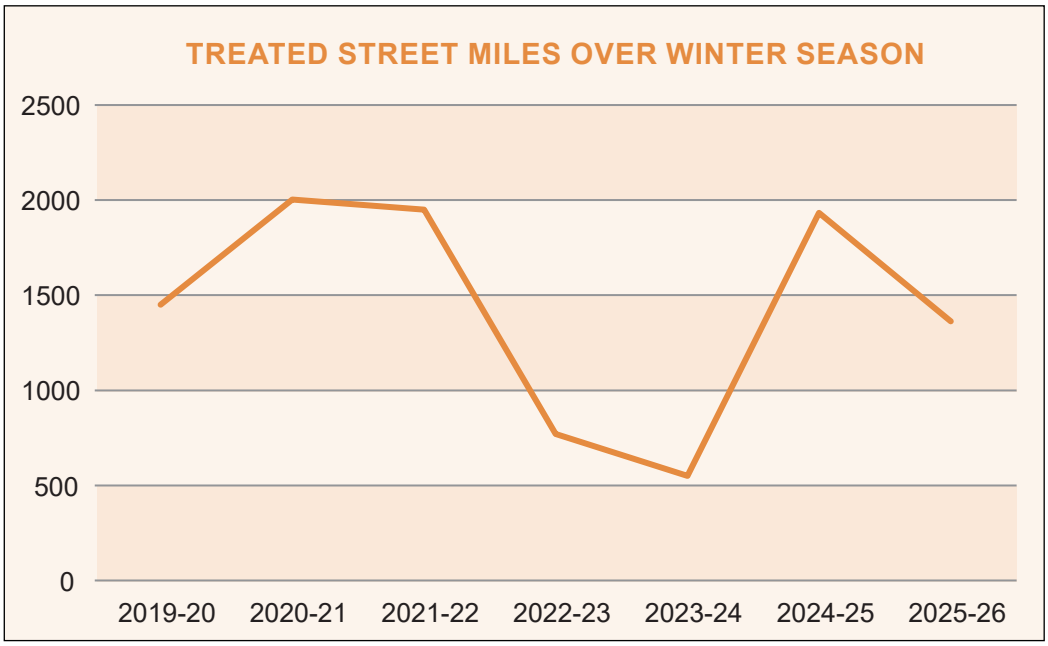

GOAL

To maintain our status as a Tree City USA through the careful and thoughtful management of our urban forest, particularly those portions located within the City's right-of-way.

STRATEGIES

- Continue monitoring of the City's urban forest to identify potentially hazardous trees.
- Remove or prune hazardous trees as they are identified.
- Plant trees within the City's ROW, where appropriate.

MILESTONES

- Awarded Tree City USA in 2025 for the 13th consecutive year.

PERFORMANCE INDICATORS

Following the initial startup of the 50/50 Tree Planting Cost-Share Program in 2024, the City used up its maximum budget of $6,000 for the 2026 fiscal year and has increased the funding available for FY2027. Through this program, residents can request funding from the City to pay half the cost to plant a tree at their home within or near the public ROW.

GOAL

Provide public works staff with opportunities for professional development and skill-based training.

STRATEGIES

- Attend regular training sessions in field directly relating to job duties.
- Actively participate in job-related organizations.
- Organize team-building exercises.

MILESTONES

- City staff has attended several Missouri LTAP training sessions. The City has also registered with the LTAP program to be listed as a training site.
- Superintendent Terry Jones regularly attends local APWA functions, developing and improving relationships with neighboring city staff and utility company staffing. Mr. Jones also attended an APWA Mid-America function in Kansas City at which he served as a panelist during a training session.
- A member of the Public Works Department staff has begun a pathway to obtain a degree in horticulture, where she's hopeful to apply this skillset in Glendale. The cost is being partially offset through the City's Tuition Reimbursement Program.
- The department now plans bi-annual team building exercises outside of the City time.

Fiscal Policies

PURPOSE

The City of Glendale has an important responsibility to its citizens to carefully account for public funds, to manage municipal finances wisely and to plan the adequate funding of services and facilities desired and needed by the public.

Our purpose in establishing a formal set of fiscal policies is to ensure that the public's trust is upheld. By adopting a set of fiscal policies, the City will be establishing the framework under which it will conduct its fiscal affairs, ensuring that it is and will continue to be capable of funding and providing outstanding local government services.

OBJECTIVES

Our fiscal policy has specific objectives designed to ensure our continued fiscal well-being. These objectives are:

A. To protect the governing body's policy-making ability by ensuring that important policy decisions are not controlled by financial problems or emergencies.

B. To enhance the Board of Aldermen's policy-making ability by providing accurate information on program and operating costs.

C. To assist the sound management of the City government by providing accurate and timely information on current and anticipated financial conditions.

D. To provide sound principles to guide the important decisions of the Board of Aldermen and of management which have significant fiscal impact.

E. To set forth operational principles which minimize the cost and financial risk of government, consistent with the services desired by the public.

F. To employ revenue policies which prevent undue or unbalanced reliance on any one source, which distribute the cost of municipal services fairly, and which provide adequate funds to operate desired programs.

G. To provide and maintain essential public facilities and infrastructure.

H. To protect and enhance the City's credit rating.

I. To insure the legal use of all City funds through efficient systems of financial security and internal control.

Fiscal Policies *(continued)*

I. REVENUE POLICY

1. A diversified and stable revenue system will be maintained to shelter the government from short-run fluctuations in any one revenue source.

2. Each existing and potential revenue source will be re-examined annually to ensure that they are kept current.

3. One-time revenues will be used only for one-time expenditures. The City will avoid using temporary revenues to fund mainstream services.

4. All revenue forecasts shall be conservative.

5. Regular reports comparing actual to budgeted revenues will be prepared by the City Administrator for the Mayor and the Board of Aldermen to keep them abreast of the City's revenues.

6. All City funds shall be (1) safely invested, (2) with a sufficient level of liquidity to meet cash flow needs, and (3) invested at the maximum yield possible consistent with the City's Investment Policy. One hundred percent of all idle cash will be continuously invested.

II. OPERATING BUDGET POLICY

1. Current operating expenses will not exceed current operating revenues.

2. Regular reports comparing actual to budgeted expenditures will be prepared for the Mayor and Board of Aldermen to keep them abreast of the City's expenditures.

3. Departmental objectives will be integrated into the City's annual budget.

4. All nonsalary benefits, such as social security, pension and insurance, will be estimated and their impact on the budget annually assessed.

5. Cost analysis of salary increases will include the effect of such increases on the City share of related fringe benefits.

III. CAPITAL IMPROVEMENT POLICY

1. City staff will prepare for the Board's adoption annually a five-year Capital Improvement Program (CIP) which will detail each capital project, the estimated cost, the description and fund source.

2. The City will determine and use the most effective and efficient method for financing all new capital projects.

IV. ACCOUNTING POLICY

1. The City will maintain high standards of accounting. Generally Accepted Accounting Principles (GAAP) will be used.

2. An independent annual audit will be performed by a public accounting firm, which will issue an official opinion on the annual financial statements and a management letter detailing areas that need improvement. The auditing firm will be changed periodically to ensure objectivity and accountability.

3. Full disclosure will be provided in the financial statements.

4. Financial systems will be maintained to monitor expenditures and revenues on a monthly basis, with a thorough analysis and adjustment of the Annual Budget at mid-year and any other appropriate time.

5. The accounting system will provide monthly information about cash position and investment performance.

6. The year-end audited financial statements as well as the annual budget will be prepared using the accrual method of accounting.

V. DEBT POLICY

1. Capital projects, financed through bond proceeds, shall be financed for a period not to exceed the useful life of the project.

2. Long-term borrowing will be confined to capital improvements too large to be financed from current revenues.

VI. RESERVE POLICY

1. The City will maintain an unallocated fund balance or retained earnings equal to or greater than 25% of the adopted annual operating budget of the City. These funds will be used to avoid cash-flow interruptions, generate interest income and to pay for certain capital outlays and improvements, which do not require debt financing.

VII. ENTERPRISE FUND POLICY

1. Sanitation user charges will be based on cost of services and established to generate sufficient revenues to recover annual system operation costs.

BASIS OF BUDGETING

The budget is prepared using the accrual basis of accounting for all funds. This approach to accounting recognizes revenues when they become measurable and expenditures at the time the liability is incurred. All revenues and expenditures must be included in the annual budget ordinance. The annual audit performed by an outside accounting firm will also use the accrual method of accounting. Monthly financial statements (Treasurer's Reports) will be using a modified accrual basis which allows for timely reporting. The only difference is that revenues are reported as received when using the modified accrual method.

Lease-Purchase Policy

PURPOSE

To provide general guidelines so that this financial tool will be utilized in light of available annual revenue, revenue from prior years and operational needs. The lease-purchase financing tool will be used selectively by the Board of Aldermen to pay for capital outlays that are of an expense that, in total, may be beyond the scope of annual revenue or would crowd out other worthwhile projects and programs. It is the intent of the City of Glendale to operate under a "pay as you go" philosophy and not to accumulate debt so as to not affect the daily operational requirements of the City and its long-term future.

GUIDELINES

1. Items to be lease-purchased should be of a sufficient dollar amount to be burdensome from a funding standpoint on the Annual Operating Budget. Based on past experience with our current budget, anything over $50,000 in cost with an anticipated life span of seven to 10 years may be a candidate for the lease-purchasing finance method. Lease-purchasing shall be limited to the financing of capital outlays only.

2. The lease-purchase financing term shall be no less than five years and no greater than 10 years. The Board of Aldermen may choose to pay off the balance of any lease-purchase item at any time during its term.

3. Principal payments on a lease-purchase agreement shall be made at least annually, subject to the approval of the Board of Aldermen and their desire to pay off the remaining balance of a particular lease-purchase. Interest payments for lease-purchase items shall be paid quarterly.

4. The amount and scope of lease-purchasing that will be done at any given time will be subject to certain limitations as follows:

   A. Lease-purchase principal balances shall never be so high they can not be paid off at any time using available revenue.

   B. No City department shall have more than one outstanding lease-purchase.

5. Lease-purchasing will be done in accordance with Section 71.680 RSMo and the City of Glendale's Fiscal Policies.

Assessed Valuation, Tangible Property

YEAR	REAL PROPERTY	PERSONAL PROPERTY	RAILROAD & UTILITIES	TOTAL
1986	40,809,550	6,622,148	1,667,864	49,099,562
1987*	49,201,940	7,873,650	1,704,810	58,780,400
1988	49,453,590	8,203,596	1,673,414	59,330,600
1989*	55,539,240	8,489,961	1,521,533	65,550,734
1990	55,632,120	9,138,938	1,449,046	66,220,104
1991*	59,624,040	8,857,135	1,402,414	69,883,589
1992	59,918,420	9,154,810	1,389,135	70,462,365
1993*	61,127,290	9,392,558	1,352,739	71,872,587
1994	61,358,030	9,720,440	1,379,349	72,457,819
1995*	66,493,060	10,599,239	1,298,705	78,391,004
1996	66,984,060	11,622,129	1,281,872	79,888,061
1997*	72,537,200	12,144,956	1,254,915	85,937,071
1998	72,998,640	11,964,650	1,244,887	86,208,175
1999*	79,429,940	12,933,128	1,205,182	93,568,250
2000	79,876,980	14,915,510	1,203,394	95,995,884
2001*	95,741,560	15,785,427	1,232,747	112,759,734
2002	95,781,660	14,794,735	1,172,523	111,928,918
2003*	101,360,560	15,069,906	1,111,668	117,542,134
2004	101,990,880	14,820,730	1,178,758	117,990,368
2005*	120,083,100	15,260,330	1,219,783	136,563,213
2006	121,991,519	15,725,343	1,229,132	137,716,862
2007*	147,459,441	14,596,627	1,489,490	163,545,558
2008	148,438,740	14,667,480	1,175,203	164,281,423
2009*	139,103,090	14,674,860	1,154,077	154,932,027
2010	138,303,240	12,396,540	1,271,955	151,971,735
2011*	139,287,678	13,374,922	1,357,510	154,020,110
2012	139,484,271	14,521,269	1,344,890	155,350,430
2013*	139,232,481	14,716,689	1,371,756	155,320,926
2014	139,569,158	15,835,573	1,381,315	156,786,046
2015*	140,054,730	15,482,191	1,321,938	156,858,859
2016	141,121,830	15,945,070	1,223,172	158,290,072
2017*	158,304,869	15,948,273	**	174,253,142
2018	158,733,791	16,248,572	**	174,982,363
2019*	185,560,393	16,650,139	**	202,210,532
2020	187,080,880	17,122,516	**	204,203,396
2021*	201,671,138	19,549,027	**	221,220,165
2022	202,505,189	27,430,618	**	229,935,807
2023*	227,232,068	27,523,734	**	254,755,802
2024	228,146,551	25,778,136	**	253,924,687
2025*	270,414,335	25,688,443	**	296,102,778

2026 to be determined

* Reassessment Years **No longer broken out by STL County

Property Tax Rates

YEAR	RATE GENERAL	PENSION	TOTAL
1960	.54	.54	
1961	.54	.54	
1962	.53	.53	
1963	.52	.52	
1964	.50	.50	
1965	.50	.50	
1966	.54	.54	
1967	.52	.04	.56
1968	.54	.04	.58
1969	.56	.04	.60
1970	.56	.04	.60
1971	.56	.07	.63
1972	.48	.10	.58
1973	.48	.10	.58
1974	.48	.10	.58
1975	.48	.10	.58
1976	.48	.10	.58
1977	.48	.10	.58
1978	.48	.15	.63
1979	.48	.17	.65
1980	.48	.17	.65
1981	.48	.17	.65
1982	.48	.17	.65
1983	.48	.17	.65
1984	.48	.20	.68
1985*	.24	.10	.34
1986	.24	.10	.34
1987*	.203	.084	.287
1988	.203	.084	.287
1989*	.20	.087	.287
1990	.20	.09	.29
1991*	.20	.09	.29
1992 *(Increased by Vote of People)*	.60	.09	.69

*Reassessment

Property Tax Rates *(continued)*

YEAR	GENERAL	DEBT SERVICES	PENSION	TOTAL
1993*	.60		.09	.69
1994	.60		.09	.69
1995*	.58		.06**	.64
1996	.52**		.06	.58
1997*	.52		.06	.58
1998	.52		.06	.58
1999*	.51		.06	.57
2000	.51		.06	.57
2001*	.449		.06	.509
2002	.514		.06	.574
2003*	.4940		.0956	.5896***
2004	.516		.100	.616***
2005*	.447		.086	.533***
2006	.447		.086	.533***
2007*	.388		.075	.463***
2008	.3824		.0767	.4591***
2009*	.420		.0812	.5012***
2010	.429		.082	.511***
2011*	.434		.084	.518***
2012	.432		.083	.515***
2013*	.433		.085	.518***
2014	.433		.084	.517***
2015*	.432		.084	.516***
2016	.432	.346	.083	.861***
2017*	.402	.342	.078	.822***
2018	.403	.300	.078	.781***
2019	.359	.262	.069	.690***
2020	.360	.268	.246	.874***
2021*	.341	.229	.238	.808***
2022	.334	.227	.274	.835***
2023*	.324	.246	.210	.780***
2024	.326	.246	.217	.789***
2025*	.290	.530	.201	.921***
2026 to be determined				

*Reassessment **Voluntarily Reduced ***Blended Rates

Fund Description and Structure

MAJOR GOVERNMENTAL FUNDS

GENERAL FUND

The main operating fund of the City of Glendale. The fund supports day-to-day activities of Administration, Court, Police, Fire, and Public Works. The fund is supported by a variety of sales, property, and utility taxes as well as other fees and various charges.

CAPITAL IMPROVEMENT FUND

The fund accounts for large one-time purchases over $2,500 that are generally physical in nature and have a benefit of several years. Most of the purchases are for street or building improvements or equipment and vehicle purchases. The fund is supported by a designated sales tax as well as street improvement grants.

PROP S FUND

This fund accounts for the loan proceeds from the bond issue as well as the corresponding expenditures to improve designated streets, sidewalks, and stormwater issues. The improvements are expected to take five years to complete and expend approximately $18 million.

NONMAJOR GOVERNMENTAL FUNDS

SEWER LATERAL FUND

The fund pays for qualified sewer lateral repairs up to $3,000 for Glendale residents who have applied for repair assistance. The fund is supported by a $50 annual fee to all Glendale residents.

PENSION FUND

The fund accounts for pension expenses of current employees as well as the unfunded balance of retirees. The fund is supported by a designated property tax.

PROP P FUND

The fund is a pass-through process that records revenue from the Prop P sales tax which is then transferred to the General Fund.

PARKS & STORMWATER FUND

The fund records revenue from the Parks & Stormwater tax which is used to fund aquatic and park opportunities for residents. Remaining funds are transferred to the Capital Improvement Fund to assist with stormwater expenditures.

DEBT SERVICES FUND

This fund records the designated property tax revenue which is then used to pay the bond expenditures for the Municipal Complex improvements and Prop S street improvements.

NONMAJOR PROPRIETARY FUND

SANITATION FUND

The fund accounts for the quarterly trash bill sent to all residents. Most of the revenue is then used to pay the contracted trash service.

Budget Overview

CITYWIDE BUDGET: ALL FUNDS

ESTIMATED BEGINNING FUND BALANCE	REVENUE	EXPENDITURES	ESTIMATED ENDING FUND BALANCE
$15,813,839	$11,415,500	$15,051,304	$12,178,035

GENERAL FUND: The City's primary fund; supports most City Staff and key City services such as Administration, Police, Fire, and Public Works.

SEWER LATERAL FUND: Used for collecting sewer lateral fees from residents and then repairing broken sewer lateral lines at resident homes.

SANITATION FUND: Used for collecting sanitation charges from residents and then paying subcontracted trash hauler.

PENSION FUND: Accounts for collection of property taxes whereas funds are used for pension expenses.

PROP P FUND: Accounts for Prop P sales tax which is transferred to General Fund.

PARKS & STORMWATER FUND: Used for collection of sales tax which pays for recreation and stormwater expenditures.

CAPITAL IMPROVEMENT FUND: Accounts for Capital Projects from the City's Capital Improvement Program (CIP).

DEBT SERVICE FUND: Accounts for collection of property taxes and repayment of construction debt.

PROP S FUND: Accounts for bond proceeds and street repair expenditures.

FINANCIAL OUTLOOK

Rising Sales Tax receipts in the years after the Covid-19 pandemic along with rising property tax values have allowed for increased personnel expenditures as well as Capital Project expenditures. Future years for the General Fund should be stable, as long as nothing catastrophic occurs either legislatively or economically. Fund reserves are very strong and could sustain several years of deficit spending.

DEPARTMENT FUND RELATIONSHIP

FUNDS - BUDGETED									
DEPARTMENT	MAJOR FUNDS			NON-MAJOR FUNDS					
	General Fund	Capital Improvement Fund	Prop S Fund	Sewer Lateral Fund	Sanitation Fund	Pension Fund	Prop P Fund	Parks & Stormwater Fund	Debt Services Fund
Administration	X	X	X	X	X	X	X	X	X
Court	X								
Police	X	X							
Fire	X	X							
Public Works	X	X	X	X				X	

Revenue Sources

REVENUE SOURCES: BUDGET YEAR 2026 - 27

The City of Glendale generally receives most of its revenue from various sales, property, and utility taxes. Other revenue sources include intergovernmental, licenses and permit fees, court fines, sanitation and sewer lateral fees as well as other miscellaneous revenues.

Many revenue estimates are based on some sort of trend analysis. The best example of this would be the various sales and property taxes. But other revenue sources are estimated based on the particulars of each line item. For example, investment income is budgeted to decrease from the estimated FY 25-26 figure of $202,000 to $180,000 for FY 26-27, due to expectations of lower interest rates from the Federal Reserve. Utility tax estimates are often adjusted if a known rate case has been passed and federal grant revenue to the Capital Fund is estimated based on the percentage of the project that will be reimbursed by the grant.

CONSOLIDATED FUNDS: FISCAL YEAR 2026 - 27

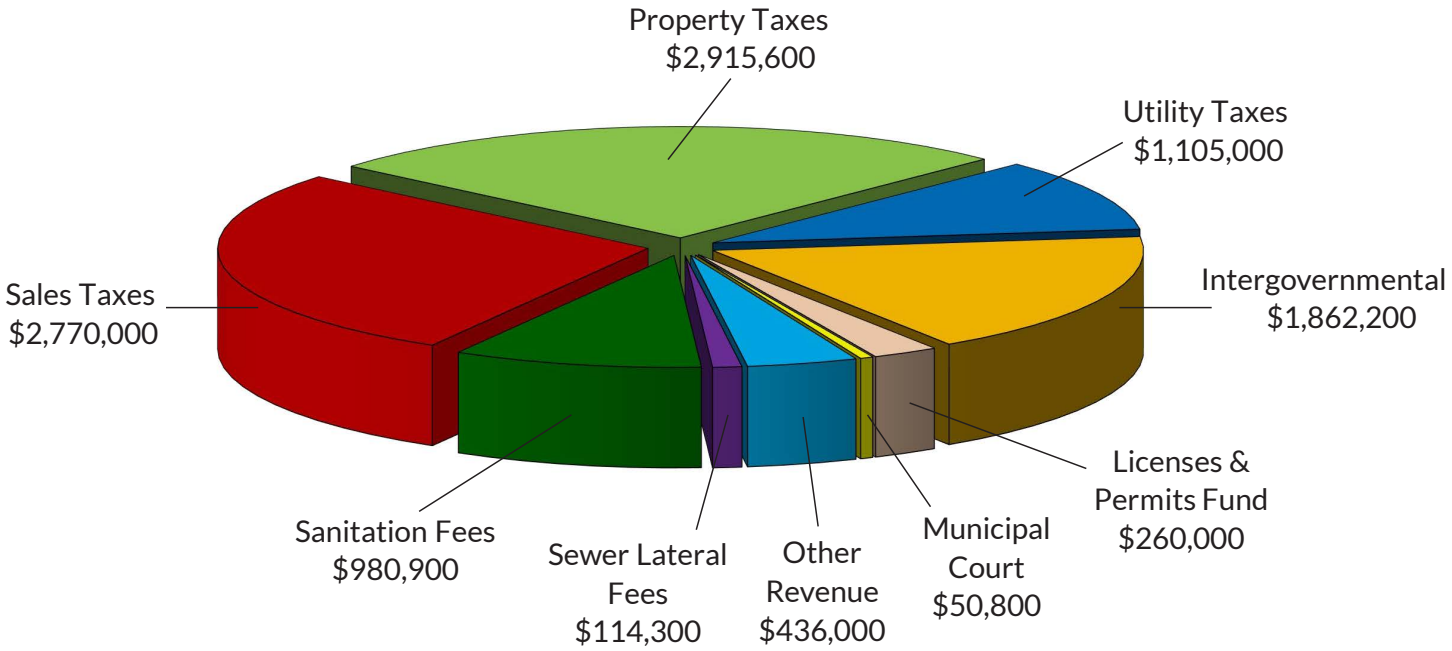

Consolidated Funds

FUND STATEMENT BY FUND TYPE

	GENERAL FUND	SEWER LATERAL FUND	SANITATION FUND	PENSION FUND	PROP P FUND	PARKS & STORM-WATER FUND	CAPITAL IMPROV. FUND	DEBT SERVICE FUND	PROP S FUND	TOTAL
BEGINNING BALANCE JULY 1, 2026	3,337,805	111,742	170,799	508,006	353,433	58,284	1,112,361	934,509	9,226,900	15,813,839
REVENUE										
Property Taxes	869,500	0	0	573,300	0	0	0	1,472,800	0	2,915,600
Sales Taxes	1,618,000	0	0	0	410,000	185,000	557,000	0	0	2,770,000
Utility Taxes	1,105,000	0	0	0	0	0	0	0	0	1,105,000
Intergovernmental	965,400	0	0	0	0	0	896,800	0	0	1,862,200
Licenses & Permits	260,000	0	0	0	0	0	0	0	0	260,000
Municipal Court	50,800	0	0	0	0	0	0	0	0	50,800
Other Revenue	225,000	0	0	0	0	0	11,000	0	200,000	436,000
Sewer Lateral Fees	0	114,300	0	0	0	0	0	0	0	114,300
Sanitation Fees	0	0	980,900	0	0	0	0	0	0	980,900
Bond Proceeds	0	0	0	0	0	0	0	0	0	0
TOTAL FUND REVENUE	5,093,700	114,300	980,900	573,300	410,000	185,000	1,464,800	1,472,800	200,000	10,494,800
Interfund Transfer In	810,700	0	0	0	0	0	110,000	0	0	920,700
TOTAL AVAILABLE	9,242,205	226,042	1,151,699	1,081,306	763,433	243,284	2,687,161	2,407,309	9,426,900	**27,229,339**
EXPENDITURES										
Personnel	4,490,400	0	15,200	0	0	0	0	0	0	4,505,600
Contractual & Commodities	976,300	0	0	0	0	63,700	0	3,000	0	1,043,000
Other	381,400	0	0	0	0	0	0	0	0	381,400
Sewer Lateral Expenditures	0	85,000	0	0	0	0	0	0	0	85,000
Sanitation Expenses	0	0	941,300	0	0	0	0	0	0	941,300
Pension Expense Legacy	0	0	0	237,454	0	0	0	0	0	237,454
Capital	0	0	0	0	0	0	1,954,700	0	3,346,100	5,300,800
Debt Service	0	0	0	0	0	0	0	1,636,050	0	1,636,050
TOTAL FUND EXPENDITURES	5,848,100	85,000	956,500	237,454	0	63,700	1,954,700	1,639,050	3,346,100	14,130,604
Interfund Transfer Out	0	25,000	0	375,700	410,000	110,000	0	0	0	920,700
TOTAL DISBURSEMENTS	5,848,100	110,000	956,500	613,154	410,000	173,700	1,954,700	1,639,050	3,346,100	15,051,304
ENDING FUND BALANCE June 30, 2027	3,394,105	116,042	195,199	468,152	353,433	69,584	732,461	768,259	6,080,800	12,178,035

CONSOLIDATED FUNDS 2026 - 2027

	ACTUAL 23/24	ACTUAL 24/25	BUDGET 25/26	ESTIMATED 25/26	BUDGET 26/27
REVENUE					
PROPERTY TAXES	1,989,531	1,990,394	3,000,200	2,796,200	2,915,600
SALES TAXES	2,648,106	2,694,605	2,635,000	2,751,000	2,770,000
UTILITY TAXES	938,052	1,002,660	1,002,000	1,074,000	1,105,000
INTERGOVERNMENTAL	1,744,432	1,796,226	1,423,400	1,403,100	1,862,200
LICENSES & PERMITS	277,063	233,387	248,000	225,000	260,000
MUNICIPAL COURT	56,263	59,696	58,900	45,800	50,800
OTHER REVENUE	319,207	304,096	531,000	610,000	436,000
SEWER LATERAL FEES	114,169	114,503	114,300	114,300	114,300
SANITATION FEES	659,136	787,110	932,700	929,600	980,900
BOND PROCEEDS	0	0	9,700,000	10,155,900	0
TOTAL FUND REVENUE	8,745,959	8,982,677	19,645,500	20,104,900	10,494,800
EXPENDITURES					
PERSONNEL	3,672,405	3,877,862	4,280,700	4,337,600	4,505,600
CONTRACTUAL & COMMODITIES	874,320	873,428	905,000	1,043,450	1,043,000
OTHER	288,210	332,056	317,200	363,700	381,400
SEWER LATERAL EXPENDITURES	79,110	65,307	85,000	105,000	85,000
SANITATION EXPENSES	631,323	773,893	916,900	892,400	941,300
PENSION EXPENSE LEGACY	237,454	237,454	237,454	237,454	237,454
CAPITAL	1,913,734	2,062,872	1,694,800	1,242,700	1,954,700
DEBT SERVICE	531,300	530,500	897,100	855,933	1,636,050
PROP S	0	0	4,192,000	1,179,000	3,346,100
TOTAL FUND EXPENDITURES	8,227,856	8,753,372	13,526,154	10,257,237	14,130,604
SURPLUS (DEFICIT)	518,103	229,305	6,119,346	9,847,663	(3,635,804)
ENDING FUND BALANCE	5,736,871	5,966,176	12,085,522	15,813,839	12,178,035

All Funds Summary

ALL FUNDS SUMMARY: FISCAL YEAR 2026 - 2027

	Revenues	Expenditures	Surplus/ (Deficit)	Estim. Fund Balance 7/1/2026	Estim. Fund Balance 6/30/2027
GENERAL FUND	5,904,400	5,848,100	56,300	3,337,805	3,394,105
SEWER LATERAL FUND	114,300	110,000	4,300	111,742	116,042
SANITATION ENT. FUND	980,900	956,500	24,400	170,799	195,199
PENSION FUND	573,300	613,154	(39,854)	508,006	468,152
PROP P FUND	410,000	410,000	0	353,433	353,433
PARKS & STORMWATER FUND	185,000	173,700	11,300	58,284	69,584
CAPITAL IMPROVEMENT FUND	1,574,800	1,954,700	(379,900)	1,112,361	732,461
DEBT SERVICES FUND	1,472,800	1,639,050	(166,250)	934,509	768,259
PROP S FUND	200,000	3,346,100	(3,146,100)	9,226,900	6,080,800
GRAND TOTAL ALL FUNDS	11,415,500	15,051,304	(3,635,804)	15,813,839	12,178,035

The Capital Improvement Fund will budget a current year deficit due to extensive street repairs not fully reimbursed by grant funds.

The Debt Services Fund will budget a deficit for FY 26-27 until it is determined how to increase revenues.

The Prop S Fund will budget a large deficit for FY 26-27 as previous year bond proceeds are expensed for street improvements.

All Funds Summary *(continued)*

REVENUE FOR ALL FUNDS FOR THE FISCAL YEAR 2026 - 27

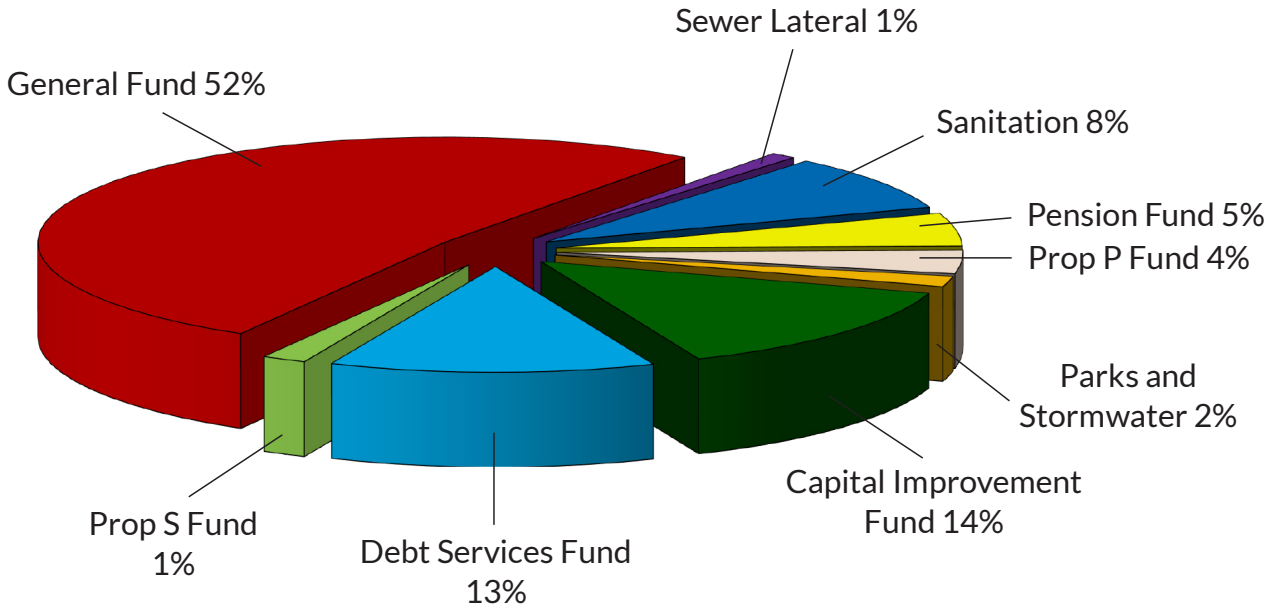

EXPENSES FOR ALL FUNDS FOR THE FISCAL YEAR 2026 - 27

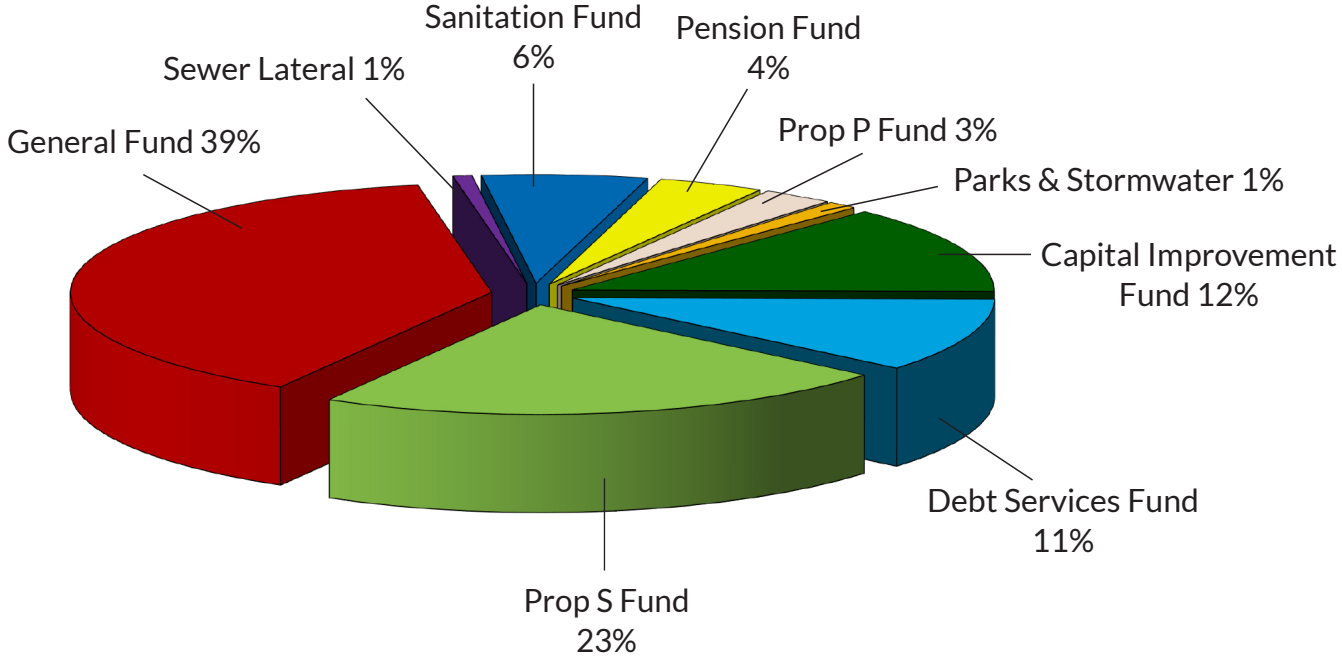

General Fund Summary

Revenue to the General Fund Budget for the 2026-2027 Fiscal Year is expected to increase to $5,904,400, a 0.8% increase from FY 2026 estimated revenue of $5,855,600 and a 5.0% or $283,700 increase from the original FY 2026 budget. The slight increase in revenue for FY 2026-27 from the FY 2025-26 estimated figure is due to anticipated minor increases in a variety of property and sales taxes, an increase in the Fire Contract with Warson Woods, and the transfer from the Pension Fund. Total expenditures in the General Fund Budget will increase 6.3% from the original FY 2026 Budget of $5,502,900 to $5,848,100, mainly because of personnel expenditures.

The City may budget expenditures greater than revenues due to the healthy fund balance in the General Fund of approximately $3.3 million.

GENERAL FUND REVENUE

The FY 2026-2027 revenue sources, as a percentage of the General Fund Budget, are broken down as follows:

SOURCES OF REVENUE AS A PERCENT OF TOTAL

	2023-24 ACTUAL	2024-25 ACTUAL	2025-26 ESTIMATED	2026-27 BUDGET
Property Taxes	15.12%	14.70%	14.55%	14.73%
Sales Tax	27.74%	27.63%	27.34%	27.41%
Utility Taxes	17.25%	17.91%	18.34%	18.71%
Fire Contract	5.36%	5.38%	5.29%	5.41%
Intergovt. Revenue	10.91%	11.10%	11.02%	10.93%
Licenses & Permits	5.09%	4.17%	3.84%	4.40%
Municipal Court	1.03%	1.07%	0.78%	0.86%
Misc. Revenue	17.50%	18.04%	18.82%	17.55%
TOTAL REVENUE (IN THOUSANDS)	$5,440	$5,598	$5,856	$5,904

SOURCES OF REVENUE FOR THE GENERAL FUND

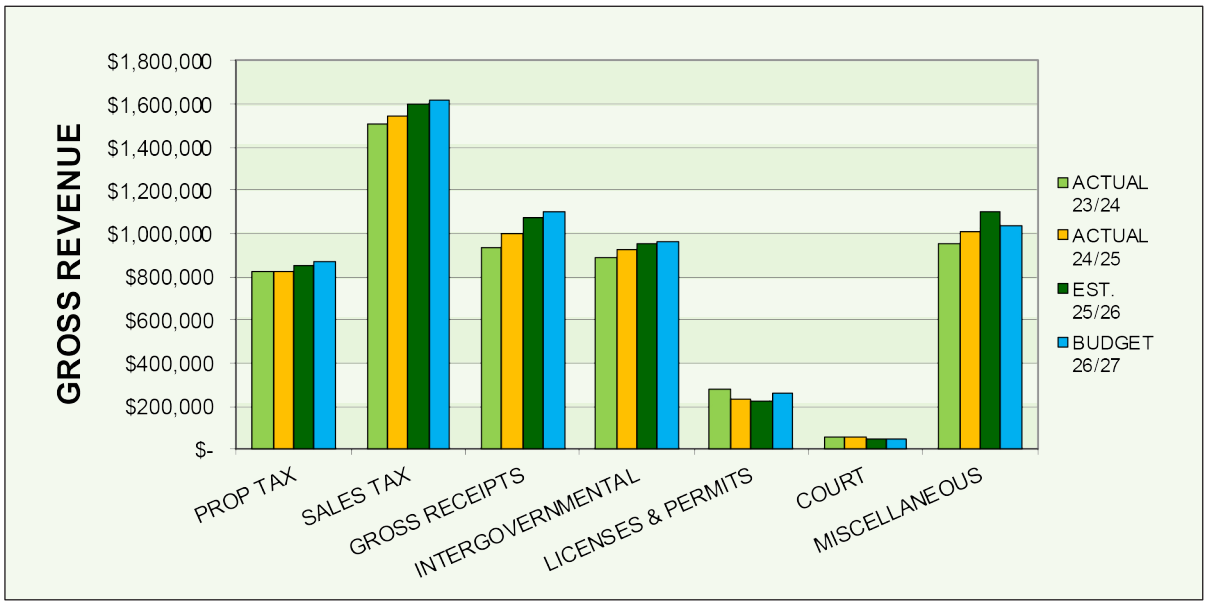

PROPERTY TAXES ($869,500)

Projected property tax revenue is based on an estimated assessed valuation in December 2025 of $296,018,388. As 2026 is not a reassessment year, we are anticipating that property tax revenue will grow only about 2.04% from this year's revised/estimated General Fund budget figure of $852,100 to $869,500 for FY 2026-27. The increase in property tax revenue will come from a larger tax base due to home additions and renovations.

New for calendar year 2025 in St. Louis County is the Senior Property Tax Freeze. Since about 25% of all homes in Glendale applied for the freeze, it is estimated the loss in revenue to the Glendale General Fund for FY 2026 is $10,000 with a greater amount each year as homes increase in value.

In the years since the recession of 2008-09, the real estate market and construction industries have thrived in Glendale because of our location, schools, and public services. All of this will continue to have a positive impact on the property tax. We continue to see residents adding substantial improvements and value to their homes in an effort to meet the demands of growing families and to add amenities to their properties so that they can remain in Glendale over the long term. Most of the new construction comes from additions but we continue to have a few "tear-downs" wherein older homes are demolished and replaced by significantly larger homes.

SALES TAXES AND LOCAL OPTION USE TAX ($1,618,000)

Included under this revenue account is sales tax from the one percent countywide sales tax which the City of Glendale, along with other "Pool" cities (also known as "B" cities), receives on a per capita basis. Also included in this category are the Prop F sales taxes and the Local Option Use tax. Due to the strong recovery from the Coronavirus pandemic and the current inflationary economic environment, revenue from the one percent countywide sales tax is estimated to finish at $1,172,000 and $1,180,000 respectively for FY 26 and 27 compared to actual figures of $1,147,318 and $1,159,266 for FY 2024 and 2025. The FY 2020 figure was $888,056 during the pandemic. The concern for FY 2027 is the Iran war and elevated gas prices which could slow St. Louis County residential spending and thus lower revenues available to the "Pool" cities. With the increase in internet shopping the last few years and Missouri finally passing the Wayfair Legislation, the local option use tax has increased from actual figures of $115,960 and $154,874 for FY 2019 and 2020 respectively to estimated figures for FY 2026 and 2027 of $372,000 and $380,000. The local option use tax is a point-of-sale tax for internet and out-of-state purchases. Amazon began remitting the tax in January 2017. In conclusion, the increases in the two tax revenues listed above have been the single largest factor in the improved financial outlook for the City of Glendale.

With the passage of Prop F by Glendale voters at the August 2016 elections, as of January 1, 2017, the City began collecting a ¼ cent sales tax to pay for Fire Department purposes. The estimated figures earmarked for the General Fund are $57,000 and $58,000 for FY 2026 and 2027 respectively.

UTILITY TAXES ($1,105,000)

Gross Receipts Utility Taxes in total are expected to increase from an actual figure of $1,002,660 for FY 2025 to estimated figures of $1,074,000 and $1,105,000 for FY 2026 and 2027 respectively. Due to an accounting system error by Spire the actual revenue figure for FY 2025 includes $31,584 paid by Spire in September of 2024 that should have been paid the previous FY. Phone revenues have been declining for several years as they dropped from $263,812 for FY 2014 to $81,981 for FY 2025. The estimated figure for FY 2026 is $72,000 with a budgeted amount of $70,000 for FY 2027. The major issue is that the phone companies are not required to remit monies to the municipalities for the data portion of cell phone bills.

Gas, electrical, and water gross receipts tax revenues are difficult to predict from year to year because of variations in weather conditions. Abnormal weather increases city revenues as households consume more electricity in a hot summer and more natural gas in a cold winter. Mild weather has the opposite effect.

Gross receipts tax revenues from gas and electric have been aided by the Spire rate increase on 10/24/2025 from .525Ccf to .617Ccf and the Ameren Missouri increase that went into effect June 1, 2025. Ameren Missouri rates are expected to continue rising into 2026, driven by $31.8 billion in planned infrastructure investments from 2025–2030, which are projected to increase the rate base by over 10% annually. The date and amount of the next rate increase from Ameren has not been determined by the Public Service Commission as of this writing. The revenues from the gas gross receipts tax are estimated to increase from an actual figure of $305,643 for FY 2025 to estimated

figures of $295,000 and $315,000 respectively for FY 2026 and 2027. Ameren Missouri revenues to the City are budgeted to increase from an actual figure of $412,329 for FY 2025 to estimated figures of $465,000 and $475,000 for FY 2026 and 2027.

INTERGOVERNMENTAL REVENUE ($965,400)

Revenue from the Warson Woods Fire Agreement will only increase approximately 3% from the 2025-2026 FY budget as the level of inflation has begun to slow. For the first nine months of the upcoming fiscal year, the monthly rate will be $26,278.11 while the last three months will be dependent upon the Consumer Price Index for Municipal and Clerical Workers for the St. Louis area. The total revenue next year under this contract is estimated to be $320,000.

Beginning with October 2018, the City of Glendale receives revenue from a contract whereas Glendale provides Court Clerk services to the cities of Oakland and Warson Woods. Revenue from the contract is currently $4,675 per month or $56,100 annually. The revenue is fully offset by increased expenditures in the Court Department as the court clerk is now full-time.

Governor Parsons signed into law in 2021 that the Motor Fuels tax will increase from 17 cents per gallon by 2.5 cents each year on July 1. The final increase was on July 1, 2025 when the tax reached 29.5 cents. Since revenue from Gasoline Tax Motor Fuels is based on volume and not price, revenue for this line item will steadily rise through FY 2026. Since the Motor Fuels Tax has now reached the rate limit, annual revenue increases for this line item will be minimal if at all. Estimated annual revenue for FY 2026 and 2027 is $367,000 and $365,000 respectively. Also, Gasoline Tax Motor Fuel revenues for FY 2027 could be negatively impacted by high gas prices caused by the current war in Iran.

Under the Road and Bridge Fund, which is based on a rate of 10.5 cents per $100 assessed valuation, we are budgeting for revenue of $212,000 for the 2026-27 FY which is a slight increase over the $210,000 estimated for FY 2025-26.

OTHER REVENUE ($1,346,500)

Merchants License Revenue is calculated as $1 per one thousand in revenue for each business. Over three quarters of the revenue in this account, which is budgeted at $135,000 for FY 2026-27, is received from Glendale Chrysler. Receipts in calendar year 2026 from Glendale Chrysler will total $108,705.

Franchise Fees from Cable TV is budgeted for $30,000 for FY 2026-27. This figure is about $75,000 lower than what the City received for FY 2016 due to competition from the streaming services that do not pay a franchise fee. This revenue source has also been decreasing for the last several years as part of the Wayfair Use Tax legislation agreement which is that the 5% franchise fee will decrease by .5% each year until it reaches 2.5%. The increase in Local Option Use Tax revenue from internet purchases as part of the Wayfair legislation has more than made up for lost revenue from Cable TV franchise fees.

Revenue from Municipal Court has decreased significantly from where it was over a decade ago. The cause in the municipal court revenue shortfall is due to the legislation of SB5 which no longer allows "failure to appear" arrest warrants to be issued and charged. For FY 2026-27 we are budgeting an increase in court revenue from an estimated total for FY 2025-26 of $45,800 to $50,800. Before SB5, a normal year for Court Revenue would be approximately $170,000.

Beginning in the fall of 2022, the Federal Reserve Banking System started raising interest rates in an effort to help fight inflation. Rates today remain somewhat elevated but have begun to fall with one more possible rate cut by the Fed later in calendar year 2026. This scenario has allowed the City of Glendale to earn much more interest revenue on the excess invested funds. For example, the interest earnings were only $5,678 for FY 22 with $248,268 earned for FY 25. The estimated and budgeted figures for FY 26 and 27 are $202,000 and $180,000 respectively. Generally the City is able to invest funds at approximately 3.75%.

The bulk of the $45,000 budgeted for Miscellaneous Revenue comes from rental fees from the cell phone tower and event sponsorships. Each month $1,914 is received from AT&T and Verizon for cell tower rent. Event sponsorships were $16,500 for 2025 and a similar figure is expected for 2026. New for this category is the prosecutor assistant and code enforcement officer fees that are billed to the City of Oakland each month. The fees are approximately $400 per month depending on how many hours the Glendale employee works for the City of Oakland.

The transfer into the General Fund from the Sewer Lateral Fund was reduced to $25,000 from $50,000 for FY 2014-15 and will remain the same moving forward. The transfer from the Prop P Fund for FY 2026-27 is budgeted to increase to $410,000 from $400,000 for FY 2026. Also, with the Police and Fire Departments joining the Missouri Local Government Employees Retirement System (MO LAGERS) on January 1, 2021, the property tax revenue required to fund the City portion of the current employee expense will be transferred from the Pension Fund. The estimated amounts are $335,300 for FY 2026 and $375,700 for FY 2027.

GENERAL FUND EXPENDITURES

Estimated General Fund expenditures for the 2026-2027 Fiscal Year are proposed to come in at $5,848,100. This figure is an increase of $109,500 or 1.9% in spending from the revised/estimated budget from the 2025-26 Fiscal Year and a $345,200 increase from the original budget. Most of the increase from the original FY 2026 budget is due to the 3% salary increase that went into effect July 1, 2026. Health insurance was budgeted to increase by 2% on July 1, 2026. Expenditures in other line-item accounts are similar to what they have been in previous years with a few exceptions due to inflation.

General Fund Summary *(continued)*

EXPENDITURES BY DEPARTMENT AS A PERCENTAGE OF TOTAL

	2023-24 ACTUAL	2024-25 ACTUAL	2025-26 EST.	2026-27 BUDGET
GENERAL GOVERNMENT	10.43%	11.86%	11.73%	12.33%
MUNICIPAL COURT	2.01%	2.08%	2.00%	2.02%
POLICE DEPARTMENT	32.32%	33.99%	35.22%	35.12%
FIRE DEPARTMENT	32.65%	35.78%	35.77%	36.92%
PUBLIC WORKS	22.59%	16.29%	15.28%	13.61%
TOTAL EXPENDITURES	$ 5,384	$ 5,333	$ 5,739	$ 5,848

EXPENDITURE DETAILS BY DEPARTMENT FOR THE GENERAL FUND BUDGET 2026 - 27

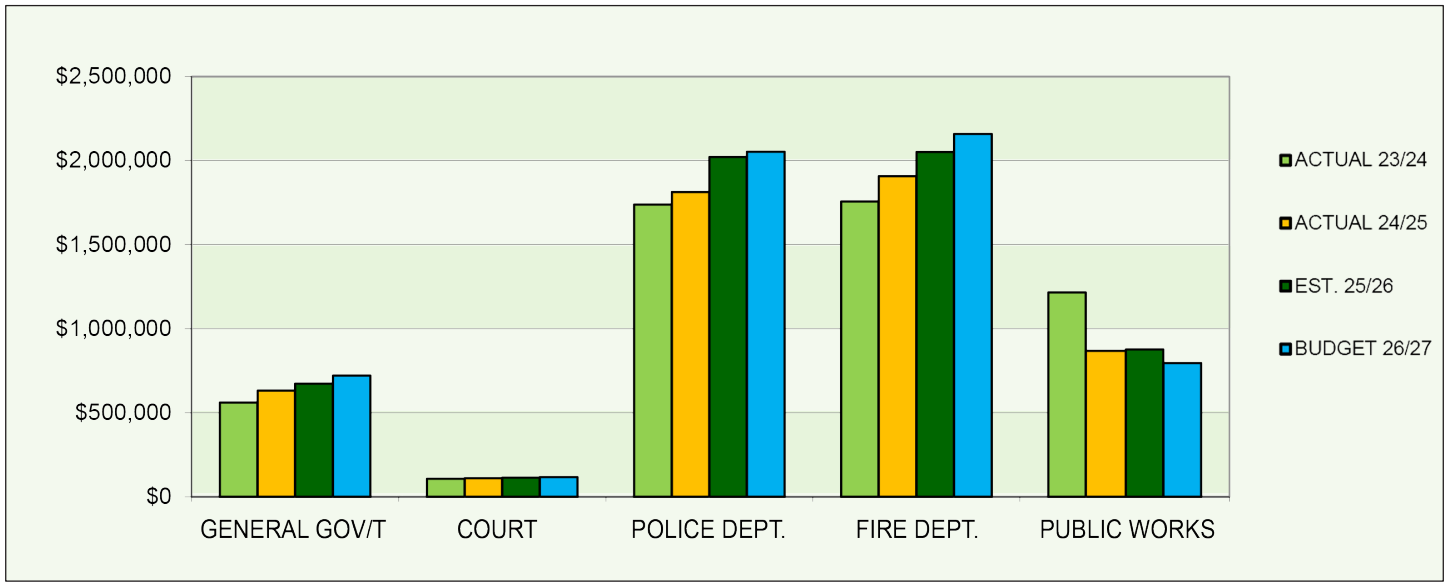

PERSONNEL SERVICES ($4,490,400)

Appropriations in this category include full and part-time salaries along with scheduled merit increases for employees with less than five years of service pursuant to our pay plan and an across-the-board pay increase approved by the Board of Alderman at the June 15, 2026 meeting. Also included in this account classification are costs for employee health insurance, life and AD&D insurance, long-term disability insurance, Social Security, LAGERS, and workers' compensation costs.

The $4,490,400 budgeted for FY 2026-2027 is 4.9% greater than last year's original budgeted figure of $4,280,700 and 3.9% higher than the FY 2025-2026 estimated figure of $4,322,200. From a staffing point, as of November 2020, the dispatch and fire chief functions are now subcontracted with the City of Kirkwood. The only recent staffing change is that the Community Engagement Officer position is now full-time and in June 2025 the Public Works Department hired the fifth employee as budgeted for FY 25-26.

Due to the City of Glendale's size and structure, the City has not been able to utilize the midpoint average compensation of survey cities for determining pay increases. Instead, across-the-board adjustments, based on the availability of funds, have been provided as a hedge against inflation for employees. Due to the strong rebound in sales taxes and investment income following the pandemic of 2020 and 2021, the City is budgeting for FY 26-27 a 3% increase in salaries for all full and part-time employees. This salary increase will somewhat decrease the payroll rate gap between Glendale and other survey cities but not close it totally due to the difference in the sales tax base.

Relatively new is that as of January 1, 2021, all full-time employees are participating in the MO LAGERS pension plan at the L-6 level. Total LAGERS expense for FY 26-27 is budgeted at $375,700 with all of this covered by a designated property tax.

The City continues exploring ways to control health insurance costs. On January 1, 2022, the City joined the SLAIT health insurance pool managed by Daniel & Henry. This has and should continue to allow for more stable health insurance rates in future years. With the SLAIT pool having the same fiscal year as the City, budgeting will be much simpler. For FY 26-27, the health insurance rate will increase by 2% compared to FY 2026. For calendar year 2026, the City is self-insuring a $2,500 deductible for employee medical expenses. Health insurance expense (including deductibles paid to employees) has generally been increasing faster than the rest of the budget. The amounts paid for health insurance premiums plus employee reimbursements for the last 10 calendar year endings are as follows: 2016-$548,362; 2017-$545,083; 2018-$586,520; 2019-$599,836; 2020-$509,478; 2021-$535,089; 2022-$538,945; 2023-$579,845; 2024-$576,539; and 2025-$625,247 with a budgeted figure of $690,000 for FY 2026-27. The 2020 and 2021 health insurance figures are temporarily lower as the dispatch function is now subcontracted out. In summary, the increases in employee health insurance has previously crowded out any real salary growth.

The premium for Workers' Compensation Insurance is budgeted to increase approximately 6% for FY 2026-27 from FY 2025-26. Costs in workers compensation are based on the size of our payroll, our experience rating, (which is a rating on the frequency and size of our workers' compensation losses) and the amount the State Division of Workers Compensation

deems necessary to be collected to operate the SLAIT workers' compensation pool. For FY 2023 the City of Glendale enjoyed a 40% reduction in work comp premiums due to several years of low workers' compensation insurance claims. The City of Glendale experienced one large claim in FY 2023 and another in FY 2024 causing the City's mod rate to jump from 1.19% for FY 2026 to 1.28% for FY 2027. Workers' comp for FY 2025-2026 is $171,708 with a budgeted figure of $182,600 for FY 2026-27.

Personnel Services represent 77% of the General Fund Budget.

CONTRACTUAL AND COMMODITIES ($976,300)

In this category, we are budgeting an increase of 8% from the original FY 2025-2026 budget of $905,000 to $976,300 for FY 2026-2027. Budget amounts in most accounts for FY 2025-26 are very close or slightly higher than what was budgeted and estimated for FY 2025-26. Therefore, only a few items need to be mentioned in this report with two line items increasing significantly for this category. First, Other Contractual expense in the Administration Department is budgeted to increase from an estimated $22,000 for FY 26 to $36,000 for FY 27 due to increased IT costs. Second, the dispatch contract with the City of Kirkwood expired 12/31/2025 and therefore total dispatch expense is expected to increase by 12% for FY 2027. Also, some expenses such as Forestry, Snow Removal, and the various Utilities could be relatively lower or higher depending on the weather.

As mentioned above, spending in the Contractual and Commodities Account category has greatly increased in the last few years as evidenced in the following table:

2026-27	$976,300 *Budget*
2025-26	$902,700 *Estimate*
2024-25	$873,544
2023-24	$838,478
2022-23	$759,720
2021-22	$707,243
2020-21	$588,838
2019-20	$453,202
2018-19	$437,555
2017-18	$415,980
2016-17	$466,061
2015-16	$434,820
2014-15	$496,798
2013-14	$487,309
2012-13	$459,362
2011-12	$464,446
2010-11	$479,192
2009-10	$441,530
2008-09	$429,819
2007-08	$486,772

Contractual and Commodities represents 17% of the General Fund Budget.

OTHER EXPENSES ($381,400)

Expenses in this account classification are budgeted to decrease from the FY 2025-26 estimated figure of $513,700 to $381,400 for FY 2026-2027. The decrease in this category is due to the one-time transfer of $150,000 to the CIP Fund during FY 2026. Items in this category include professional development, employee and community relations, general insurance, professional services, etc. The two growing expenses in this category are General Insurance and Professional Services. General Insurance, which includes property and liability insurance, is budgeted to increase from an actual figure in FY 2025 of $104,046 to $136,500. Property insurance has been increasing significantly for a couple of years now due to continued extensive losses by the carrier. Professional Services fees are budgeted to increase from the original FY 2026 amount of $64,000 to $106,000 for FY 2027. This is due to increased engineering review fees as part of the new Architectural Review Guidelines. The increased engineering fees are passed on to the applicant.

Other Expenses represents about 6.3% of the General Fund Budget.

ADDITIONAL COMMENTS

Similar to last year's narrative, the multiple positive events that have aided the City of Glendale's General Fund outlook continue today and are expected to continue into the near future. First and most important is the continued strong rebound in the Countywide 1 cent sales tax and local option use tax as described above. Second is the fact that investment interest revenue has risen dramatically since the fall of 2022 and will continue to stay somewhat elevated in the future as described above. Also, the City of Glendale joined the SLAIT health insurance pool on January 1, 2022, which has allowed for stable health insurance increases each year. The biggest immediate concern could be sales tax revenues. If the St. Louis County economy would slip into a recession, possibly caused by global tariff and/or national economic issues, sales tax revenues available to the City of Glendale could come in as less than expected. Other than the sales tax concern, which we believe is relatively minor in the short term, the City of Glendale General Fund is in good condition. In fact, the General Fund has performed so well the last few years that $250,000 was transferred to the Capital Improvement Fund at the end of FY 2025 with another $150,00 planned for FY 2026. Transfers to the Capital Fund are necessary as they will help fund the future purchase of a fire apparatus. The General Fund is budgeted to conclude FY 2027 with a surplus of $56,300 before any transfer to the Capital Improvement Fund. From a balance sheet perspective, the General Fund is expected to end FY 2027 with a Fund Balance of approximately $3.4 million. This figure is substantially above the Government Finance Officers Association minimum reserve recommendation of three months of expenses or approximately $1,460,000.

The negative here is that despite several years of really strong performance for the General Fund, due to estimated expenditures for FY 2027 increasing faster than revenues, the budgeted surplus for FY 2027 is only $56,300 before any transfers. Revenues are budgeted very conservatively for FY 2027 with only a slight increase from the final estimated FY 2026 figure of $5,855,600. Expenditures are increasing faster than revenues due to increases in personnel, fuel, insurance, professional fees, dispatching, and information technology.

The conclusion of this analysis is that since property tax and utility tax revenues are rather steady, unless something drastic occurs politically or economically to the 1% Countywide Sales Tax of which the City of Glendale is a pool participant, the City of Glendale

General Fund should be in good condition moving forward. But as explained in the previous paragraph, expenditures are expected to rise faster than revenues for FY 2027 and this issue will need to be addressed for future years.

GENERAL FUND FUTURE BUDGET ESTIMATES

With the City of Glendale being a small suburban residential community, there are generally no major changes in the budget from year-to-year. The information listed below represents an approximate estimate of how the General Fund should perform assuming no major changes in estimated revenues and expenditures.

The revenues are more challenging to estimate as Sales Tax receipts are tied to the economy and utility taxes can vary slightly due to the weather.

Revenues can also be affected by legislation. Currently there has been discussion in the state legislature to no longer tax sales on groceries but that has been postponed for at least another year. If grocery sales become tax exempt in the state of Missouri, it would have a significant negative impact on municipal revenues. Expenses are easier to predict due to the fact that about 77% of all expenses are personnel related and somewhat locked in.

Below is a line graph with historical General Fund figures from FY 2012-13 to FY 2024-25, and estimated or budgeted figures for FY 25-26 through FY 29-30. The assumption is that all revenues and expenses will rise at a rate of 3% each year with investment income flat at an estimated figure of $100,000 each year. On the page following the graph, there are a couple of charts with more detailed estimated information for FY 26-27 through FY 30-31.

GENERAL FUND REVENUE VS. EXPENDITURES

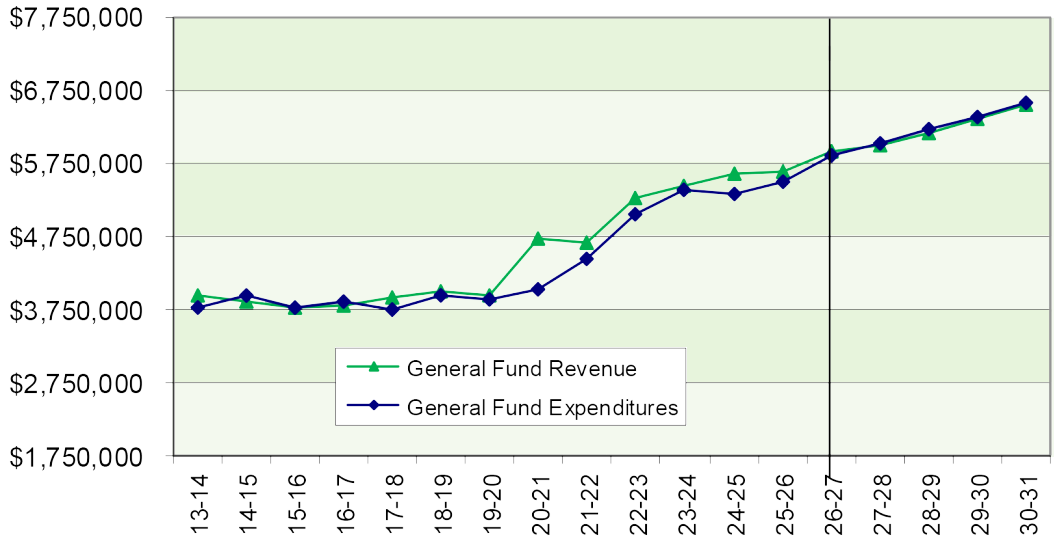

General Fund Revenue Summary

GENERAL FUND REVENUE FOR BUDGET 2026 - 2027

ACCOUNT NUMBER	ACTUAL 23/24	ACTUAL 24/25	BUDGET 25/26	ESTIMATED 25/26	BUDGET 26/27
REVENUE SUMMARY					
TOTAL TAXES	3,269,492	3,372,577	3,374,700	3,527,100	3,592,500
INTERGOVERNMENTAL REVENUE	885,570	922,290	952,400	955,400	965,400
LICENSES & PERMITS	277,063	233,387	248,000	225,000	260,000
MUNICIPAL COURT	56,263	59,696	58,900	45,800	50,800
MISC REVENUE	951,937	1,009,551	986,700	1,102,300	1,035,700
TOTAL REVENUE	**5,440,325**	**5,597,501**	**5,620,700**	**5,855,600**	**5,904,400**

SOURCE OF REVENUE FOR THE GENERAL FUND BUDGET 2026 - 27

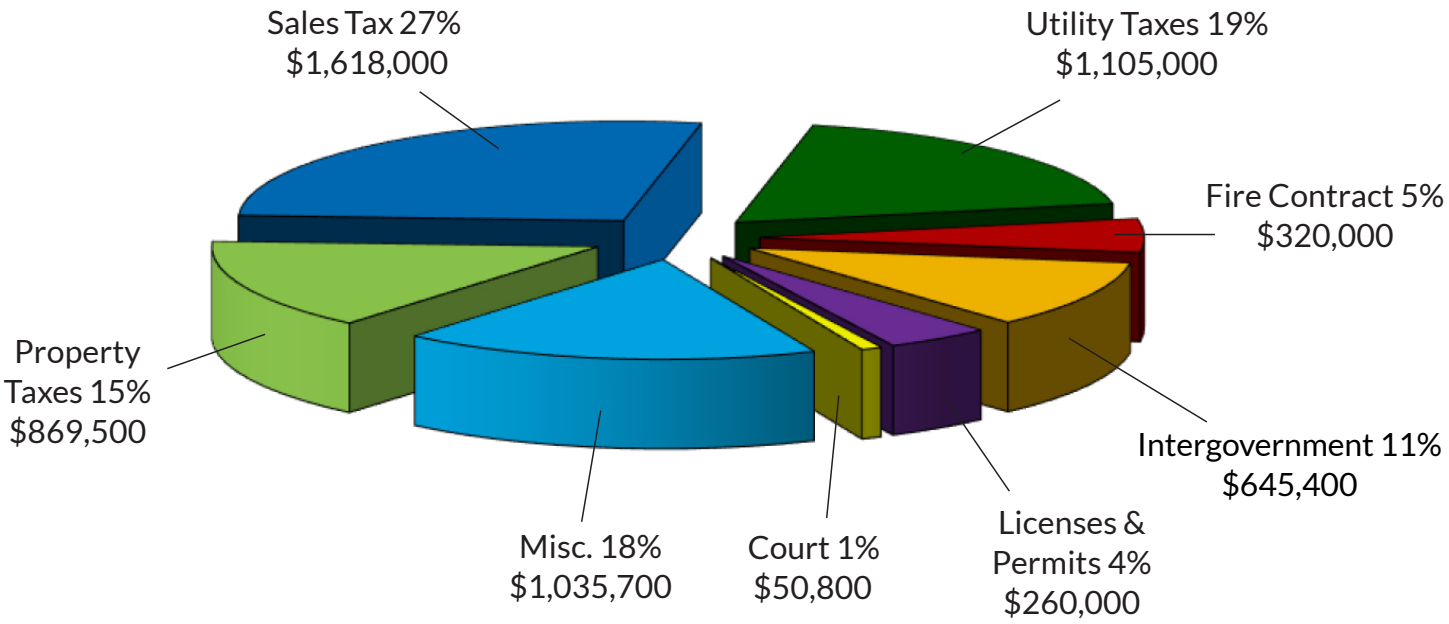

General Fund Summary *(continued)*

GENERAL FUND: REVENUE FOR BUDGET PROJECTIONS

	BUDGET 26/27	BUDGET 27/28	BUDGET 28/29	BUDGET 29/30	BUDGET 30/31
REVENUE SUMMARY					
TOTAL TAXES	3,592,500	3,700,275	3,811,283	3,925,622	4,043,390
INTERGOV. REVENUE	965,400	994,362	1,024,193	1,054,919	1,086,566
LICENSES & PERMITS	260,000	267,800	275,834	284,109	292,632
MUNICIPAL COURT	50,800	52,324	53,894	55,511	57,176
MISC. REVENUE	1,035,700	984,371	1,013,902	1,044,319	1,075,649
TOTAL REVENUE	5,904,400	5,999,132	6,179,106	6,364,479	6,555,414

GENERAL FUND: EXPENSES FOR BUDGET PROJECTIONS

	BUDGET 26/27	BUDGET 27/28	BUDGET 28/29	BUDGET 29/30	BUDGET 30/31
EXPENDITURE DETAIL					
ADMINISTRATION	721,600	743,248	765,545	788,512	812,167
MUNICIPAL COURT	118,700	122,261	125,929	129,707	133,598
POLICE DEPARTMENT	2,053,300	2,114,899	2,178,346	2,243,696	2,311,007
FIRE DEPARTMENT	2,159,100	2,223,873	2,290,589	2,359,307	2,430,086
PUBLIC WORKS	795,400	819,262	843,840	869,155	895,230
TOTAL EXPENDITURES	5,848,100	6,023,543	6,204,249	6,390,377	6,582,088
SURPLUS	56,300	(24,411)	(25,143)	(25,898)	(26,675)
ENDING FUND BALANCE	3,394,105	3,369,694	3,344,551	3,318,653	3,291,978

General Fund Revenue Detail

GENERAL FUND REVENUE FOR BUDGET 2026 - 2027

ACCOUNT NUMBER	DESCRIPTION	ACTUAL 23/24	ACTUAL 24/25	BUDGET 25/26	ESTIMATED 25/26	BUDGET 26/27
TAXES						
10001-01011	REAL ESTATE TAXES	701,352	708,684	740,000	747,000	750,000
10001-01021	PERSONAL PROPERTY TAXES	111,750	104,119	110,000	96,000	110,000
10001-01031	DELINQUENT TAXES	4,544	5,037	4,500	4,300	4,500
10001-01041	UTILITY PROPERTY TAXES	5,058	4,914	5,200	4,800	5,000
10001-01051	SALES TAX	1,147,318	1,159,266	1,155,000	1,172,000	1,180,000
10001-01056	FIRE SERVICE SALES TAX	52,696	57,695	58,000	57,000	58,000
10001-01060	GROSS RECEIPTS WATER	185,649	202,707	205,000	242,000	245,000
10001-01070	GROSS RECEIPTS PHONE	90,018	81,981	72,000	72,000	70,000
10001-01080	GROSS RECEIPTS GAS	254,852	305,643	300,000	295,000	315,000
10001-01090	GROSS RECEIPTS ELECTRIC	407,533	412,329	425,000	465,000	475,000
10001-01110	LOCAL OPTION USE TAX	308,722	330,202	300,000	372,000	380,000
TOTAL TAXES		**$3,269,492**	**$3,372,577**	**$3,374,700**	**$3,527,100**	**$3,592,500**
INTERGOVERNMENTAL REVENUE						
10001-02011	CONTRACTUAL FIRE SERVICE	291,896	301,016	310,000	310,000	320,000
10001-02016	COURT CLERK REVENUE	56,100	56,100	56,100	56,100	56,100
10001-02021	ROAD & BRIDGE REFUND	198,956	197,205	204,000	210,000	212,000
10001-02031	CIGARETTE TAX	9,798	8,058	8,300	8,300	8,300
10001-02041	GASOLINE TAX MOTOR FUELS	324,678	349,788	370,000	367,000	365,000
10001-02051	GRANTS	4,142	10,123	4,000	4,000	4,000
TOTAL INTERGOVERNMENTAL REVENUE		**$885,570**	**$922,290**	**$952,400**	**$955,400**	**$965,400**
LICENSES AND PERMITS						
10001-03010	MERCHANT LICENSES	162,738	131,719	150,000	127,500	135,000
10001-03020	AUTO LICENSES	31,062	30,856	31,000	31,000	31,000
10001-03030	PET LICENSE	189	93	0	0	0
10001-03040	CONSTRUCTION PERMITS	16,025	17,586	17,000	17,000	52,000
10001-03050	HOUSING INSPECTIONS	10,730	11,320	10,000	14,500	12,000
10001-03060	CABLE TV	56,319	41,813	40,000	35,000	30,000
TOTAL LICENSES & PERMITS		**$277,063**	**$233,387**	**$248,000**	**$225,000**	**$260,000**
MUNICIPAL COURT						
10001-04011	COURT COSTS	0	0	100	0	0
10001-04021	COURT FINES	54,432	58,091	57,000	45,000	50,000
10001-04041	MISCELLANEOUS COURT	1,831	1,605	1,800	800	800
TOTAL MUNICIPAL COURT		**$56,263**	**$59,696**	**$58,900**	**$45,800**	**$50,800**
MISCELLANEOUS REVENUE						
10001-05010	INVESTMENT INCOME	254,114	248,268	185,000	202,000	180,000
10001-05030	MISCELLANEOUS	33,285	51,966	35,000	140,000	45,000
10001-05034	TRF FROM SEWER LATERAL	25,000	25,000	25,000	25,000	25,000
10001-05035	TRF FROM PROP P	390,000	410,000	400,000	400,000	410,000
10001-05036	TRF FROM PENSION	249,538	274,317	341,700	335,300	375,700
TOTAL MISCELLANEOUS REVENUE		**$951,937**	**$1,009,551**	**$986,700**	**$1,102,300**	**$1,035,700**
TOTAL ALL REVENUE		**$5,440,325**	**$5,597,501**	**$5,620,700**	**$5,855,600**	**$5,904,400**
SURPLUS (DEFICIT)		**$56,433**	**$264,040**	**$117,800**	**$117,000**	**$56,300**
ENDING FUND BALANCE		**$2,956,765**	**$3,220,805**	**$3,338,605**	**$3,337,805**	**$3,394,105**

General Fund Expenditure Summary

BUDGET EXPENDITURES FOR 2026 - 2027

BUDGET EXPENDITURE FOR 2026/2027

EXPENDITURE DETAIL SUMMARY	ACTUAL 23/24	ACTUAL 24/25	BUDGET 25/26	ESTIMATED 25/26	BUDGET 26/27
BY DEPARTMENT					
GENERAL GOVERNMENT	561,931	632,858	644,700	673,300	721,600
MUNICIPAL COURT	108,306	111,184	114,500	114,900	118,700
POLICE DEPARTMENT	1,739,661	1,813,282	1,954,900	2,021,100	2,053,300
FIRE DEPARTMENT	1,757,496	1,907,835	2,085,400	2,052,300	2,159,100
PUBLIC WORKS	1,216,498	868,302	703,400	877,000	795,400
TOTAL BY DEPARTMENT	**$5,383,892**	**$5,333,461**	**$5,502,900**	**$5,738,600**	**$5,848,100**
BY FUNCTION					
PERSONNEL SERVICES	3,657,204	3,877,861	4,280,700	4,322,200	4,490,400
CONTRACTUAL & COMMOD.	838,478	873,544	905,000	902,700	976,300
OTHER EXPENSES	888,210	582,056	317,200	513,700	381,400
TOTAL BY FUNCTION	**$5,383,892**	**$5,333,461**	**$5,502,900**	**$5,738,600**	**$5,848,100**

EXPENDITURE DETAILS BY DEPARTMENT FOR THE GENERAL FUND BUDGET 2026 - 2027

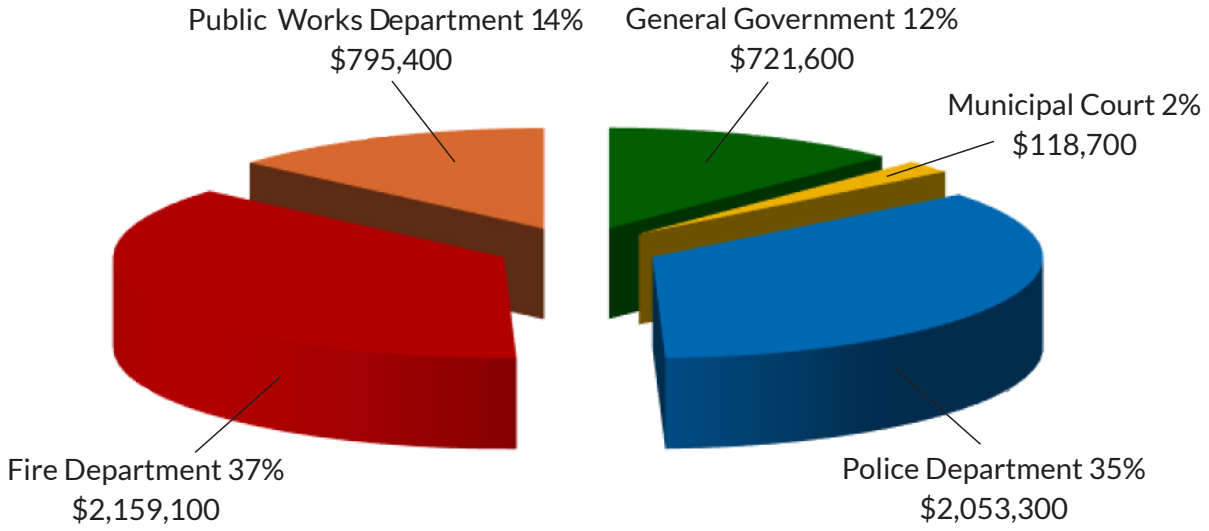

General Fund Expenditure Detail

BUDGET EXPENDITURES FOR 2026 - 2027

GENERAL GOVERNMENT

ACCOUNT #	DESCRIPTION	ACTUAL 23/24	ACTUAL 24/25	BUDGET 25/26	ESTIMATED 25/26	BUDGET 26/27
PERSONNEL SERVICES						
10010-11010	SALARIES CITY OFFICIALS	20,700	23,500	24,000	24,000	24,000
10010-11020	SALARIES FULL-TIME	164,343	227,353	255,800	261,900	278,500
10010-11030	SALARIES PART-TIME	71,508	17,705	16,500	13,500	17,000
10010-11040	EMPLOYEE INSURANCE	34,889	44,676	47,700	51,900	55,000
10010-11050	WORKMENS COMPENSATION	500	606	600	600	600
10010-11060	F.I.C.A.	19,643	20,009	20,600	22,500	23,200
10010-11070	LAGERS	8,265	11,861	13,000	13,300	16,500
10010-11100	UNSCHEDULED OVERTIME	2,114	314	1,000	500	1,000
TOTAL PERSONNEL SERVICES		**$321,962**	**$346,024**	**$379,200**	**$388,200**	**$415,800**
CONTRACTUAL & COMMODITIES						
10010-22010	MAINTENANCE BUILDING & GR.	18,303	12,921	15,000	15,500	16,000
10010-22020	UTILITIES ELECTRICAL	8,707	9,698	9,400	9,000	9,600
10010-22030	UTILITIES GAS	2,299	2,177	2,400	1,700	2,200
10010-22040	UTILITIES PHONE	4,591	4,986	5,000	5,100	5,200
10010-22050	UTILITIES WATER & SEWER	1,161	1,167	1,400	1,100	1,400
10010-22070	MOTOR FUELS	602	0	0	0	0
10010-22090	MAINTENANCE EQUIPMENT	2,664	167	2,000	2,100	2,100
10010-22100	EQUIPMENT RENTAL	259	259	300	300	300
10010-22110	LEGAL PUBLICATIONS	2,458	1,886	2,600	1,300	2,000
10010-22120	AUDIT	7,500	7,600	8,200	11,500	11,700
10010-22190	ELECTIONS	3,197	2,964	3,800	3,900	3,800
10010-22210	INSPECTION CONTRACTS	10,983	10,923	11,000	12,000	12,000
10010-22220	OTHER CONTRACTUAL	18,215	22,997	32,000	22,000	36,000
10010-22230	POSTAGE	993	1,800	1,200	1,200	1,400
10010-22240	PRINTING	608	2,262	800	600	300
10010-22250	OFFICE SUPPLIES	3,099	4,517	3,200	5,800	4,500
10010-22260	COMPUTER SUPPLIES	345	1,523	500	500	500
10010-22270	JANITORIAL SUPPLIES & SERV.	5,700	5,700	5,700	5,700	5,700
10010-22290	OTHER COMMODITIES	160	142	200	200	200
TOTAL CONTRACTUAL & COMMODITIES		**$91,844**	**$93,689**	**$104,700**	**$99,500**	**$114,900**
OTHER EXPENSES						
10010-33000	EMPLOYEE RELATIONS	12,379	11,239	13,500	13,600	13,600
10010-33010	COMMUNITY RELATIONS	28,858	46,497	35,000	33,000	35,000
10010-33020	PROFESSIONAL SERVICES	62,571	89,634	60,000	85,500	90,000
10010-33030	PROFESSIONAL DEVELOP.	1,161	1,354	3,000	1,100	3,000
10010-33040	DUES & SUBSCRIPTIONS	7,616	7,697	8,400	8,400	8,600
10010-33050	GENERAL INSURANCE	31,702	32,179	35,900	33,400	35,200
10010-33060	MISCELLANEOUS EXPENSE	3,838	4,545	5,000	10,600	5,500
TOTAL OTHER EXPENSES		$148,125	$193,145	$160,800	$185,600	$190,900
GENERAL GOVERNMENT TOTAL		**$561,931**	**$632,858**	**$644,700**	**$673,300**	**$721,600**

BUDGET EXPENDITURES FOR 2026 - 2027

MUNICIPAL COURT

ACCOUNT #	DESCRIPTION	ACTUAL 23/24	ACTUAL 24/25	BUDGET 25/26	ESTIMATED 25/26	BUDGET 26/27
PERSONNEL SERVICES						
10020-11020	SALARIES FULL TIME	51,318	53,365	56,000	56,100	57,700
10020-11040	EMPLOYEE INSURANCE	25,619	28,009	27,400	28,200	29,500
10020-11060	F.I.C.A.	3,539	3,680	3,800	3,900	4,000
10020-11070	LAGERS	2,560	2,812	2,800	2,800	3,500
10020-11100	UNSCHEDULED OVERTIME	0	0	200	0	0
TOTAL PERSONNEL SERVICES		**$83,036**	**$87,866**	**$90,200**	**$91,000**	**$94,700**
CONTRACTUAL & COMMODITIES						
10020-22100	EQUIPMENT RENTAL	259	259	300	300	300
10020-22180	REJIS COURT	5,580	4,713	4,500	5,000	5,000
10020-22230	POSTAGE	1,200	1,500	1,500	1,500	1,500
10020-22240	PRINTING	245	463	500	500	500
10020-22250	OFFICE SUPPLIES	290	1,149	900	900	900
TOTAL CONTRACTUAL & COMMODITIES		**$7,574**	**$8,084**	**$7,700**	**$8,200**	**$8,200**
OTHER EXPENSES						
10020-33020	PROFESSIONAL SERVICES	16,358	13,905	15,600	14,400	14,400
10020-33030	PROFESSIONAL DEVELOP.	1,338	1,329	1,000	1,300	1,400
10020-33060	MISCELLANEOUS EXPENSE	0	0	0	0	0
TOTAL OTHER EXPENSES		**$17,696**	**$15,234**	**$16,600**	**$15,700**	**$15,800**
TOTAL MUNICIPAL COURT		**$108,306**	**$111,184**	**$114,500**	**$114,900**	**$118,700**

BUDGET EXPENDITURES FOR 2026 - 2027

POLICE DEPARTMENT

ACCOUNT #	DESCRIPTION	ACTUAL 23/24	ACTUAL 24/25	BUDGET 25/26	ESTIMATED 25/26	BUDGET 26/27
PERSONNEL SERVICES						
10030-11020	SALARIES FULL TIME	857,659	904,517	969,400	969,300	1,002,100
10030-11030	SALARIES PART TIME	45,869	40,733	45,000	66,700	68,700
10030-11040	EMPLOYEE INSURANCE	217,339	241,318	253,000	244,100	253,000
10030-11050	WORKMENS COMPENSATION	36,000	49,983	57,000	51,600	54,000
10030-11060	F.I.C.A.	71,231	73,256	78,700	84,300	80,300
10030-11070	LAGERS	115,771	122,803	144,000	150,100	156,000
10030-11091	CLOTHING ALLOWANCE	10,316	8,215	8,000	7,800	8,000
10030-11100	UNSCHEDULED OVERTIME	66,798	46,550	50,000	99,500	50,000
TOTAL PERSONNEL SERVICES		**$1,420,983**	**$1,487,375**	**$1,605,100**	**$1,673,400**	**$1,672,100**
CONTRACTUAL & COMMODITIES						
10030-22010	MAINTENANCE BUILDING & GR	14,578	14,219	15,000	15,000	16,000
10030-22020	UTILITIES ELECTRICAL	8,707	9,698	9,500	8,700	9,300
10030-22030	UTILITIES GAS	2,299	2,231	2,500	1,700	2,500
10030-22040	UTILITIES PHONE	6,287	6,682	6,800	8,400	8,600
10030-22050	UTILITIES WATER & SEWER	1,161	943	1,200	900	1,200
10030-22070	MOTOR FUELS	21,232	23,543	23,400	22,700	25,000
10030-22080	MAINTENANCE MOTOR EQUIP	5,793	12,896	14,000	9,500	14,000
10030-22090	MAINTENANCE EQUIPMENT	3,850	1,954	4,000	2,300	4,000
10030-22180	REJIS CONTRACT	38,938	34,480	37,500	34,400	33,000
10030-22185	DISPATCH EXPENSE	90,895	92,458	95,500	102,100	104,400
10030-22220	OTHER CONTRACTUAL	62,771	63,530	65,200	68,800	81,500
10030-22230	POSTAGE	529	800	800	800	800
10030-22240	PRINTING	1,177	394	800	800	800
10030-22250	OFFICE SUPPLIES	3,490	2,113	3,000	1,700	2,500
10030-22270	JANITORIAL SUPPLIES & SER	5,700	5,700	5,700	5,700	5,700
10030-22290	OTHER COMMODITIES	9,134	9,479	14,000	9,700	12,000
TOTAL CONTRACTUAL & COMMODITIES		**$276,541**	**$281,120**	**$298,900**	**$293,200**	**$321,300**
OTHER EXPENSES						
10030-33010	COMMUNITY RELATIONS	0	387	400	300	400
10030-33030	PROFESSIONAL DEVELOPMENT	12,668	12,774	15,000	13,200	15,000
10030-33040	DUES & SUBSCRIPTIONS	3,334	5,254	5,000	5,500	6,600
10030-33050	GENERAL INSURANCE	22,178	23,619	27,000	32,600	34,600
10030-33060	MISCELLANEOUS EXPENSE	3,957	2,753	3,500	2,900	3,300
TOTAL OTHER EXPENSES		**$42,137**	**$44,787**	**$50,900**	**$54,500**	**$59,900**
TOTAL POLICE DEPARTMENT		**$1,739,661**	**$1,813,282**	**$1,954,900**	**$2,021,100**	**$2,053,300**

BUDGET EXPENDITURES FOR 2026 - 2027

FIRE DEPARTMENT

ACCOUNT #	DESCRIPTION	ACTUAL 23/24	ACTUAL 24/25	BUDGET 25/26	ESTIMATED 25/26	BUDGET 26/27
PERSONNEL SERVICES						
10050-11020	SALARIES FULL TIME	926,153	1,019,271	1,099,100	1,098,300	1,128,800
10050-11040	EMPLOYEE INSURANCE	204,999	226,008	240,000	242,200	255,000
10050-11050	WORKMENS COMPENSATION	62,762	83,928	103,700	93,800	100,000
10050-11060	F.I.C.A.	71,551	77,838	85,400	82,100	85,000
10050-11070	LAGERS	133,767	151,184	166,800	154,000	181,000
10050-11100	UNSCHEDULED OVERTIME	44,498	35,465	47,000	25,000	40,000
TOTAL PERSONNEL SERVICES		**$1,443,730**	**$1,593,694**	**$1,742,000**	**$1,695,400**	**$1,789,800**
CONTRACTUAL & COMMODITIES						
10050-22010	BUILDING MAINTENANCE	12,052	13,824	15,000	15,700	16,000
10050-22020	UTILITIES ELECTRICAL	12,590	14,361	14,000	13,100	14,000
10050-22030	UTILITIES GAS	4,010	2,852	4,500	3,100	4,000
10050-22040	UTILITIES PHONE	7,588	7,809	7,800	8,200	8,400
10050-22050	UTILITIES WATER & SEWER	6,782	7,019	7,000	7,300	7,600
10050-22070	MOTOR FUELS	6,595	5,906	7,000	6,500	8,000
10050-22080	APPARATUS MAINTENANCE	19,663	14,669	15,000	27,800	20,000
10050-22090	EQUIPMENT MAINTENANCE	10,122	6,020	7,000	6,300	7,000
10050-22130	MEDICAL SUPPLIES	4,664	5,173	5,500	4,700	5,500
10050-22185	DISPATCH EXPENSE	64,760	67,202	69,000	76,000	80,700
10050-22220	OTHER CONTRACTUAL	21,341	19,489	26,000	20,000	22,000
10050-22225	FIRE CHIEF CONTRACT	75,926	77,778	81,300	87,000	88,900
10050-22270	STATION SUPPLIES	3,197	4,246	5,000	4,100	4,500
10050-22280	SMALL TOOLS & HARDWARE	1,104	3,010	1,200	1,400	1,600
10050-22290	OTHER COMMODITIES	0	0	0	0	0
10050-22300	UNIFORMS & CLOTHING	7,625	8,049	10,000	7,300	8,500
TOTAL CONTRACTUAL & COMMODITIES		**$258,019**	**$257,407**	**$275,300**	**$288,500**	**$296,700**
OTHER EXPENSES						
10050-33010	COMMUNITY RELATIONS	2,080	2,266	2,300	2,000	2,300
10050-33030	PROFESSIONAL DEVELOP.	15,992	13,467	19,000	19,300	20,000
10050-33040	DUES & SUBSCRIPTIONS	4,095	5,521	6,000	4,800	5,500
10050-33050	GENERAL INSURANCE	33,368	35,456	40,500	42,000	44,500
10050-33060	MISCELLANEOUS EXPENSE	212	24	300	300	300
TOTAL OTHER EXPENSES		**$55,747**	**$56,734**	**$68,100**	**$68,400**	**$72,600**
FIRE DEPARTMENT TOTAL		**$1,757,496**	**$1,907,835**	**$2,085,400**	**$2,052,300**	**$2,159,100**

BUDGET EXPENDITURES FOR 2026 - 2027

PUBLIC WORKS

ACCOUNT #	DESCRIPTION	ACTUAL 23/24	ACTUAL 24/25	BUDGET 25/26	ESTIMATED 25/26	BUDGET 26/27
PERSONNEL SERVICES						
10060-11020	SALARIES FULL TIME	251,161	226,692	312,000	311,300	335,200
10060-11030	SALARIES PART TIME	12,517	10,936	7,000	7,000	7,000
10060-11040	EMPLOYEE INSURANCE	74,161	60,108	73,400	84,300	97,500
10060-11050	WORKMENS COMPENSATION	15,900	23,910	28,500	25,800	28,000
10060-11060	F.I.C.A.	19,829	18,341	24,200	23,900	24,600
10060-11070	LAGERS	11,257	11,377	15,100	15,100	18,700
10060-11100	UNSCHEDULED OVERTIME	2,668	11,538	4,000	6,800	7,000
TOTAL PERSONNEL SERVICES		**$387,493**	**$362,902**	**$464,200**	**$474,200**	**$518,000**
CONTRACTUAL & COMMODITIES						
10060-22010	MAINTENANCE BUILDING & GR	15,379	18,678	14,000	14,900	16,000
10060-22020	UTILITIES ELECTRICAL	1,878	1,797	2,100	1,800	2,000
10060-22030	UTILITIES GAS	3,435	3,150	3,600	2,700	3,200
10060-22040	UTILITIES PHONE	4,162	3,554	4,000	3,400	3,600
10060-22050	UTILITIES WATER & SEWER	2,071	2,662	2,400	3,100	3,200
10060-22060	STREET LIGHTS	27,755	28,465	30,000	33,000	33,000
10060-22070	MOTOR FUELS	12,815	10,466	15,000	12,000	17,000
10060-22080	MAINTENANCE MOTOR EQUIP	12,487	13,999	15,000	16,300	15,000
10060-22090	MAINTENANCE EQUIPMENT	21,542	16,199	15,000	20,500	22,000
10060-22100	EQUIPMENT RENTAL	1,952	100	1,000	800	1,000
10060-22121	WELDING	0	0	300	0	0
10060-22140	FORESTRY	7,614	28,755	20,000	14,500	20,000
10060-22150	SNOW REMOVAL	32,194	41,449	26,000	23,000	26,000
10060-22160	SIGNS & PAVEMENT MARKING	6,244	8,498	8,000	8,000	10,000
10060-22170	VECTOR CONTROL	54	378	500	300	500
10060-22270	JANITORIAL SUPPLIES & SER	3,119	2,985	3,500	2,700	3,200
10060-22280	SMALL TOOLS & HARDWARE	2,541	2,383	2,500	2,300	2,500
10060-22290	OTHER COMMODITIES	8,782	20,310	7,000	4,000	7,000
10060-22300	UNIFORMS & CLOTHING	3,631	3,337	4,500	4,000	4,000
10060-22310	STREET MAINTENANCE	36,845	26,079	44,000	46,000	46,000
TOTAL CONTRACTUAL & COMMODITIES		**$204,500**	**$233,244**	**$218,400**	**$213,300**	**$235,200**
OTHER EXPENSES						
10060-33020	PROFESSIONAL SERVICES	8,231	5,720	4,000	15,000	16,000
10060-33030	PROFESSIONAL DEVELOP	1,620	1,780	1,500	1,500	1,500
10060-33050	GENERAL INSURANCE	11,093	12,792	13,300	21,000	22,200
10060-33060	MISCELLANEOUS EXPENSE	3,561	1,864	2,000	2,000	2,500
10060-33065	TRANSFER TO CAPITAL IMP.	600,000	250,000	0	150,000	0
TOTAL OTHER EXPENSES		**$624,505**	**$272,156**	**$20,800**	**$189,500**	**$42,200**
PUBLIC WORKS TOTAL		**$1,216,498**	**$868,302**	**$703,400**	**$877,000**	**$795,400**

Budget Projections

GENERAL FUND NEGATIVE FUTURE BUDGET POSSIBILITIES

In an effort to explain what could happen to City of Glendale finances due to some sort of catastrophic event, narrative and several spreadsheets are below.

With the General Fund fund balance at over $3 million dollars the City can afford several years of relatively minor deficits. Obviously, that is not an ideal situation or any kind of a goal but it does give us time to make adjustments if some sort of catastrophic event would occur. Considering that the City of Glendale made it through the 2008 financial crisis as well as the 2020 coronavirus, I believe a bigger concern regarding the long-term sustainability of Glendale would be some sort of political event that would substantially lower the sales or property tax revenues. In fact, we are already experiencing this with the St. Louis Senior Property Tax Freeze regarding the Debt Services Fund. Described below are several scenarios and explanations of how things could play out if financial events for the City of Glendale would become negative. All scenarios include a reduction in investment income of $80,000 due to the upcoming fire apparatus purchase.

The spreadsheet for the first scenario displays figures for some sort of one-time catastrophic loss in revenue of $300,000 and then all revenue and expense items increasing at a 3% level for the next 5 years. An obvious example of this sort of revenue loss would be the sales tax on groceries. As you can see from the spreadsheets, the loss or deficit in the first year would be $343,371 and then grow by 3% each year and by FY 31-32 the deficit would reach $386,467. Obviously, this scenario is not sustainable.

Therefore, a second scenario was created where the revenue is the same as the scenario listed above with a $250,000 cut to personnel expenses. In this scenario, the surplus is $41,341 the first year and grows to $46,530 for FY 31-32. The personnel expenses could possibly be cut by a combination of lowering benefits, eliminating positions, salary reductions, and changing some of the contract labor that is currently being paid. The next spreadsheet assumes the same one-time revenue reduction of $300,000 but with a 5% across the board reduction in salaries. This scenario creates a relatively minor deficit of $31,845 the first year of FY 27-28 and grows by 3% each year.

The final scenario is 5 years with no revenue growth but with 3% expense growth. As you can see from the numbers this is the worst scenario of all, as the deficit would reach $955,151 by the fifth year. This scenario is probably not really very realistic as revenues and expenses should be increasing or decreasing at the same rate of inflation. And as explained above, payroll and benefits could be cut in a disinflationary environment.

RISK-BASED BUDGET PROJECTIONS

SCENARIO 1

Assume $300,000 one-time loss in revenue, 3 percent revenue and expenditure growth

Revenues	**Fiscal Year 26-27 Baseline**	**Fiscal Year 26-27**	**Fiscal Year 27-28**	**Fiscal Year 28-29**	**Fiscal Year 29-30**	**Fiscal Year 30-31**	**Fiscal Year 31-32**
Total Taxes	$3,592,500	$3,292,500	3,391,275	3,493,013	3,597,804	3,705,738	3,816,910
Intergovernmental Rev.	$965,400	$965,400	994,362	1,024,193	1,054,919	1,086,566	1,119,163
Licenses & Permits	$260,000	$233,000	239,990	247,190	254,605	262,244	270,111
Municipal Court	$50,800	$50,800	52,324	53,894	55,511	57,176	58,891
Misc Revenue	$1,035,700	$1,035,700	986,771	1,016,374	1,046,865	1,078,271	1,110,619
	$5,904,400	$5,577,400	5,664,722	5,834,664	6,009,704	6,189,995	6,375,695
Expenditures							
Personnel Expenses	$4,490,400	$4,490,400	4,625,112	4,763,865	4,906,781	5,053,985	5,205,604
Contractual & Comm	$976,300	$976,300	1,005,589	1,035,757	1,066,829	1,098,834	1,131,799
Other Expenses	$381,400	$366,400	377,392	388,714	400,375	412,386	424,758
	$5,848,100	$5,833,100	6,008,093	6,188,336	6,373,986	6,565,205	6,762,162
Surplus/Deficit	$56,300	($255,700)	(343,371)	(353,672)	(364,282)	(375,211)	(386,467)

SCENARIO 2

Assume $300,000 one-time loss in revenue, $250,000 reduction in personnel expenditure, 3 percent revenue and expenditure growth

Revenues	**Fiscal Year 26-27 Baseline**	**Fiscal Year 26-27**	**Fiscal Year 27-28**	**Fiscal Year 28-29**	**Fiscal Year 29-30**	**Fiscal Year 30-31**	**Fiscal Year 31-32**
Total Taxes	$3,592,500	$3,292,500	3,391,275	3,493,013	3,597,804	3,705,738	3,816,910
Intergovernmental Rev.	$965,400	$965,400	994,362	1,024,193	1,054,919	1,086,566	1,119,163
Licenses & Permits	$260,000	$233,000	239,990	247,190	254,605	262,244	270,111
Municipal Court	$50,800	$50,800	52,324	53,894	55,511	57,176	58,891
Misc Revenue	$1,035,700	$1,035,700	986,771	1,016,374	1,046,865	1,078,271	1,110,619
	$5,904,400	$5,577,400	5,664,722	5,834,664	6,009,704	6,189,995	6,375,695
Expenditures							
Personnel Expenses	$4,490,400	$4,490,400	4,240,400	4,367,612	4,498,640	4,633,600	4,772,608
Contractual & Comm	$976,300	$976,300	1,005,589	1,035,757	1,066,829	1,098,834	1,131,799
Other Expenses	$381,400	$366,400	377,392	388,714	400,375	412,386	424,758
	$5,848,100	$5,833,100	5,623,381	5,792,082	5,965,845	6,144,820	6,329,165
Surplus/Deficit	$56,300	($255,700)	41,341	42,581	43,859	45,174	46,530

RISK-BASED BUDGET PROJECTIONS

SCENARIO 3

Assume $300,000 one-time loss in revenue, 5% reduction in salaries, 3 percent revenue and expenditure growth

Revenues	**Fiscal Year 26-27 Baseline**	**Fiscal Year 26-27**	**Fiscal Year 27-28**	**Fiscal Year 28-29**	**Fiscal Year 29-30**	**Fiscal Year 30-31**	**Fiscal Year 31-32**
Total Taxes	$3,592,500	$3,292,500	3,391,275	3,493,013	3,597,804	3,705,738	3,816,910
Intergovernmental Rev.	$965,400	$965,400	994,362	1,024,193	1,054,919	1,086,566	1,119,163
Licenses & Permits	$260,000	$233,000	239,990	247,190	254,605	262,244	270,111
Municipal Court	$50,800	$50,800	52,324	53,894	55,511	57,176	58,891
Misc Revenue	$1,035,700	$1,035,700	986,771	1,016,374	1,046,865	1,078,271	1,110,619
	$5,904,400	$5,577,400	5,664,722	5,834,664	6,009,704	6,189,995	6,375,695
Expenditures							
Personnel Expenses	$4,490,400	$4,490,400	4,313,586	4,442,994	4,576,283	4,713,572	4,854,979
Contractual & Comm	$976,300	$976,300	1,005,589	1,035,757	1,066,829	1,098,834	1,131,799
Other Expenses	$381,400	$366,400	377,392	388,714	400,375	412,386	424,758
	$5,848,100	$5,833,100	5,696,567	5,867,464	6,043,488	6,224,793	6,411,536
Surplus/Deficit	$56,300	($255,700)	(31,845)	(32,800)	(33,784)	(34,798)	(35,842)

SCENARIO 4

Assume 0 percent revenue growth, 3 percent expenditure growth

Revenues	**Fiscal Year 26-27 Baseline**	**Fiscal Year 27-28**	**Fiscal Year 28-29**	**Fiscal Year 29-30**	**Fiscal Year 30-31**	**Fiscal Year 31-32**
Total Taxes	$3,592,500	$3,592,500	$3,592,500	$3,592,500	$3,592,500	$3,592,500
Intergovernmental Rev.	$965,400	$965,400	$965,400	$965,400	$965,400	$965,400
Licenses & Permits	$260,000	$260,000	$260,000	$260,000	$260,000	$260,000
Municipal Court	$50,800	$50,800	$50,800	$50,800	$50,800	$50,800
Misc Revenue	$1,035,700	$955,700	$955,700	$955,700	$955,700	$955,700
	$5,904,400	$5,824,400	$5,824,400	$5,824,400	$5,824,400	$5,824,400
Expenditures						
Personnel Expenses	$4,490,400	4,625,112	4,763,865	4,906,781	5,053,985	5,205,604
Contractual & Comm	$976,300	1,005,589	1,035,757	1,066,829	1,098,834	1,131,799
Other Expenses	$381,400	392,842	404,627	416,766	429,269	442,147
	$5,848,100	6,023,543	6,204,249	6,390,377	6,582,088	6,779,551
Surplus/Deficit	$56,300	(199,143)	(379,849)	(565,977)	(757,688)	(955,151)

Sewer Lateral Fund

The City of Glendale's Sewer Lateral Repair Program provides a dedicated source of funds to assist property owners with repairs to residential sewer laterals. Property owners pay $12.50 per quarter, which is included on quarterly trash bills. The program, as authorized by Section 249.422 RSMo, serves as a type of insurance—homeowners pay a relatively small quarterly fee, and the City is then able to pay for covered repairs to the homeowner's sanitary sewer lateral (up to a maximum cost of $3,000). The Sewer Lateral Repair Program is operated in accordance with policy established by the Board of Aldermen in October 1997 and amended in January 2001.

Based on the $50 annual fee paid by approximately 2,300 households in Glendale, the Sewer Lateral Fund receives about $114,300 per year. This revenue then funds the direct cost of making repairs and a transfer to the General Fund to cover the administrative costs of running the program.

As repairs for the program are now running at about $85,000 per year, the transfer of funds to the General Fund was reduced from $50,000 to $25,000. This change was effective starting with the 2015 FYE.

SEWER LATERAL FUND FOR 2026 - 2027

ACCOUNT #	DESCRIPTION	ACTUAL 23/24	ACTUAL 24/25	BUDGET 25/26	ESTIMATED 25/26	BUDGET 26/27
REVENUE						
20001-02001	SEWER LATERAL FEES	114,169	114,503	114,300	114,300	114,300
TOTAL SEWER LATERAL REVENUE		**$114,169**	**$114,503**	**$114,300**	**$114,300**	**$114,300**
CONTRACTUAL & COMMODITIES						
20070-22218	TRANSFER TO GENERAL FUND	25,000	25,000	25,000	25,000	25,000
20070-22220	OTHER CONTRACTUAL	79,110	65,307	85,000	105,000	85,000
TOTAL CONTRACTUAL & COMMODITIES		**$104,110**	**$90,307**	**$110,000**	**$130,000**	**$110,000**
TOTAL SEWER LATERAL EXPENDITURES		**$104,110**	**$90,307**	**$110,000**	**$130,000**	**$110,000**
SURPLUS (DEFICIT)		**$10,059**	**$24,196**	**$4,300**	**($15,700)**	**$4,300**
ENDING FUND BALANCE		**$103,246**	**127,442**	**131,742**	**$111,742**	**$116,042**

Sanitation Enterprise Fund

The Sanitation Enterprise Fund operates as a fully self-sufficient enterprise fund to separately account for the cost of providing residential sanitation (trash, recycling and yard waste collection) service.

Residential sanitation collection is provided to residents through a contract between the City of Glendale and Republic Services, which took effect on January 1, 2025 for a period of five calendar years, expiring at the end of 2029. Under this contract, the residents receive weekly curbside trash collection, weekly curbside yard waste and weekly recycling collection as well as special waste pickup service.

Beginning January 1 2025, sanitation fees are charged to each household at a rate of $99.93 per quarter. Unlike previous contracts with Republic Services, the rate does not differ depending on the size of the container. Also, per the contract with Republic Services, the rate will increase by 5.50% each calendar year. Therefore, the amount charged to each household per quarter for calendar year 2026 will increase to $105.42 as the increase from Republic Services is passed on to the residents.

The Sanitation Enterprise Fund has had no significant changes in the Fund Balance for years as the fund is designed to post a modest surplus each year. For FY 2026-27 revenues of $980,900 are projected with budgeted expenditures of $956,500.

SANITATION ENTERPRISE FUND FOR 2026 - 2027

ACCOUNT #	DESCRIPTION	ACTUAL 23/24	ACTUAL 24/25	BUDGET 25/26	ESTIMATED 25/26	BUDGET 26/27
REVENUE						
30001-03025	INTEREST & PENALTIES	3,036	3,037	3,000	3,100	3,100
30001-05041	SANITATION FEES	656,100	784,073	929,700	926,500	977,800
TOTAL SANITATION REVENUE		**$659,136**	**$787,110**	**$932,700**	**$929,600**	**$980,900**
PERSONNEL SERVICES						
30070-11030	SALARIES PART-TIME	13,889	13,284	14,500	14,000	14,000
30070-11060	FICA	1,084	1,022	1,100	1,000	1,000
30070-11100	UNSCHEDULED OVERTIME	228	213	0	400	200
TOTAL PERSONNEL SERVICES		**$15,201**	**$14,519**	**$15,600**	**$15,400**	**$15,200**
CONTRACTUAL & COMMODITIES						
30070-22230	POSTAGE	3,551	3,754	3,900	3,900	3,900
30070-22240	PRINTING	2,556	2,229	2,200	2,200	2,300
30070-22331	RESIDENTIAL COLLECTION	625,216	753,391	895,200	886,300	935,100
TOTAL CONTRACTUAL & COMMODITIES		**$631,323**	**$759,374**	**$901,300**	**$892,400**	**$941,300**
TOTAL SANITATION EXPENDITURES		**$646,524**	**$773,893**	**$916,900**	**$907,800**	**$956,500**
SURPLUS (DEFICIT)		**$12,612**	**$13,217**	**$15,800**	**$21,800**	**$24,400**
ENDING FUND BALANCE		**$135,782**	**$148,999**	**$164,799**	**$170,799**	**$195,199**

Employee Pension Fund

The City of Glendale's Police and Fire Pension Plan was a defined benefit pension program to provide retirement benefits to Police Department and Fire Department personnel. The Plan was established in 1967 and has been periodically amended. The Pension Fund is financed by a property tax levy first approved by the voters on August 7, 1984, with a second property tax increase approved by the voters on June 2, 2020.

The property tax increase passed by the voters on June 2, 2020, will increase the annual property tax revenues available to the Pension Fund from approximately $135,000 per year to approximately $573,300. The extra funds available afforded the City to migrate all pension activities from the Glendale Pension Plan to the Missouri Local Government Employees Retirement System (MO LAGERS). On January 1, 2021, all current full-time Police and Fire employees were enrolled in the MO LAGERS L-6 plan where they will be joined by all full-time Administrative and Public Works employees formerly in the MO LAGERS LT-8 plan. All current full-time employees will also
contribute 4% of their earnings. On March 9, 2021, the Glendale Pension assets of over $5.5 million were transferred to MO LAGERS. Also, since April 2021, MO LAGERS has administered the payments made to the 18 Glendale retirees.

The funds assets had been incrementally increasing from 2009 through 2020 after the 2008 financial crisis when the investment assets bottomed out at approximately $2.8 million. Unfortunately, $5.5 million in assets was still approximately $2.5 million less than the actuarial liabilities of approximately $8 million. Therefore, this unfunded balance will also be paid to MO LAGERS over 15 years ($118,726.98 each June and December beginning May 2021) from the extra funds available with the passage of Prop E during June 2020. The property tax rates for each fiscal year are listed on the following page.

Employee Pension Fund *(continued)*

EMPLOYEE PENSION FUND: PROPERTY TAX RATES

1967-68	$.01	1984-85	$.20	2001-02	$.06	2018-19	$.078
1968-69	$.04	1985-86	$.10	2002-03	$.06	2019-20	$.068
1969-70	$.04	1986-87	$.10	2003-04	$.0965	2020-21	$.244
1970-71	$.04	1987-88	$.084	2004-05	$.10	2021-22	$.227
1971-72	$.07	1988-89	$.084	2005-06	$.095	2022-23	$.227
1972-73	$.10	1989-90	$.087	2006-07	$.0897	2023-24	$.215
1973-74	$.10	1990-91	$.09	2007-08	$.0857	2024-25	$.217
1974-75	$.10	1991-92	$.09	2008-09	$.075	2025-26	$.192
1975-76	$.10	1992-93	$.09	2009-10	$.081		
1976-77	$.10	1993-94	$.09	2010-11	$.083		
1977-78	$.10	1994-95	$.09	2011-12	$.083		
1978-79	$.15	1995-96	$.06	2012-13	$.083		
1979-80	$.17	1996-97	$.06	2013-14	$.083		
1980-81	$.17	1997-98	$.06	2014-15	$.083		
1981-82	$.17	1998-99	$.06	2015-16	$.084		
1982-83	$.17	1999-00	$.06	2016-17	$.082		
1983-84	$.17	2000-01	$.06	2017-18	$.078		

The accounting for this fund changed dramatically on January 1, 2021, as monies will be transferred to the General Fund for reimbursement of LAGERS expense for all full-time employees. The amount for FY 2026-27 will be approximately $375,700.

EMPLOYEE PENSION FUND FOR 2026 - 2027

ACCOUNT #	DESCRIPTION	ACTUAL 23/24	ACTUAL 24/25	BUDGET 25/26	ESTIMATED 25/26	BUDGET 26/27
TAX REVENUE						
60001-01011	REAL ESTATE TAXES	465,855	473,521	500,000	500,000	500,000
60001-01021	PERSONAL PROPERTY TAXES	74,608	69,382	74,000	63,700	67,000
60001-01031	DELINQUENT TAXES	3,049	3,359	3,000	2,900	3,000
60001-01041	UTILITY PROPERTY TAXES	3,377	3,274	3,300	3,200	3,300
TOTAL TAX REVENUES		**$546,889**	**$549,536**	**$580,300**	**$569,800**	**$573,300**
EXPENDITURES						
60070-53072	LAGERS EXP. LEGACY PLAN	237,454	237,454	237,454	237,454	237,454
60070-53075	TRANSFER TO GEN. FUND	249,538	274,317	341,700	335,300	375,700
TOTAL EXPENDITURES		**$486,992**	**$511,771**	**$579,154**	**$572,754**	**$613,154**
SURPLUS (DEFICIT)		**$59,897**	**$37,765**	**$1,146**	**($2,954)**	**(39,854)**
ENDING FUND BALANCE		**$473,195**	**$510,960**	**$512,106**	**$508,006**	**$468,152**

Prop P Fund

The Prop P Fund was created during the 2017-18 Fiscal Year to record the collection and transfer to other funds of the Prop P Sales tax. Prop P was passed by St. Louis County voters in the April 2017 election for the collection of a ½ cent sales tax on taxable sales throughout St. Louis County. The tax was passed as a way to strengthen public safety through higher salaries and benefits, more manpower and equipment. The Prop P tax is estimated to generate approximately $80 million in tax revenue throughout St. Louis County and to be shared with the municipalities based on population. The City of Glendale is estimated to receive approximately $410,000 annually from the tax. With the passage of Prop E during the June 2020 election, the entire $410,000 will be transferred to the General Fund for FY 2027 as transfers to the Pension Fund are no longer planned.

PROP P FUND FOR 2026 - 2027

ACCOUNT #	DESCRIPTION	ACTUAL 23/24	ACTUAL 24/25	BUDGET 25/26	ESTIMATED 25/26	BUDGET 26/27
REVENUE						
70001-01051	PROP P SALES TAX	409,041	404,578	400,000	410,000	410,000
TOTAL PARKS & STORMWATER REV.		**$409,041**	**$404,578**	**$400,000**	**$410,000**	**$410,000**
CONTRACTUAL & COMMODITIES						
70070-22218	TRANSFER TO OTHER FUNDS	390,000	410,000	400,000	400,000	410,000
TOTAL CONTRACTUAL & COMMODITIES		**$390,000**	**$410,000**	**$400,000**	**$400,000**	**$410,000**
SURPLUS (DEFICIT)		**$19,041**	**($5,422)**	**$0**	**$10,000**	**$0**
ENDING FUND BALANCE		**$348,855**	**$343,433**	**$343,433**	**353,433**	**$353,433**

Parks & Stormwater Fund

The Parks and Stormwater Fund accounts for funds collected under the ½ cent sales tax for local parks and stormwater, which was approved by a vote of the people. Collection of this sales tax began in October of 1998.

We are projecting that the Parks and Stormwater sales tax, which is collected and distributed on a "point-of-sale" basis, will generate $185,000 during the 2026-2027 Fiscal Year. The ½ cent sales tax collected for this fund shall only be used for local parks and stormwater as authorized by Section 644.032 RSMo. Historically, one of the primary purposes of this sales tax is to cover our share of the expenses for constructing and maintaining a jointly operated Aquatic Center with the cities of Kirkwood and Oakland.

Construction of the Aquatic Center began in early June 1998. The facility was completed in June 1999. The cost of the Aquatic Center was $5,600,000, which was financed through a 20-year bond issue through the City of Kirkwood. The bond issue was completed with the August 2018 payment. Since 2018, the City has paid the Glendale portion of the maintenance expense of the Aquatic Center. Beginning with the 2023-24 FY, the City of Glendale has entered into a more comprehensive Parks and Recreational facilities agreement with the City of Kirkwood. Therefore, for FY 26-27 $49,900 is budgeted for the City of Glendale portion of the maintenance of the Aquatic Center and an additional $10,500 for expanded recreational facilities charge. The agreement will allow Glendale residents to use the parks and recreational facilities in the City of Kirkwood at resident rates when fees apply. A similar recreational facilities agreement is in place with the City of Webster Groves with $3,300 budgeted.

It has been decided by Administration that for ease of preparing the CIP budget, that all stormwater-related projects will be financed through the Capital Improvements Budget. Therefore, all excess funds in the Parks & Stormwater Fund will be transferred each year to the Capital Improvements Fund after the parks and recreational expenses have been accounted for. For FY 2026-27, a transfer of $110,000 will be made for stormwater-related street maintenance.

PARKS & STORMWATER FUND FOR 2026 - 2027

ACCOUNT #	DESCRIPTION	ACTUAL 23/24	ACTUAL 24/25	BUDGET 25/26	ESTIMATED 25/26	BUDGET 26/27
REVENUE						
85001-01051	PARKS/STORMWATER SALES TAX	177,271	193,115	175,000	183,000	185,000
TOTAL PARKS & STORMWATER REV.		**$177,271**	**$193,115**	**$175,000**	**$183,000**	**$185,000**
CONTRACTUAL & COMMODITIES						
85070-22220	OTHER CONTRACTUAL	35,842	155,223	134,600	138,500	63,700
85070-22218	TRANSFER TO OTHER FUNDS	85,000	60,000	60,000	60,000	110,000
TOTAL CONTRACTUAL & COMMODITIES		**$120,842**	**$215,223**	**$194,600**	**$198,500**	**$173,700**
SURPLUS (DEFICIT)		**$56,429**	**($22,108)**	**($19,600)**	**($15,500)**	**$11,300**
ENDING FUND BALANCE		**$95,892**	**$73,784**	**$54,184**	**58,284**	**$69,584**

Capital Improvement Fund

The Capital Improvement Fund accounts for use of the ½ cent Capital Improvement Sales Tax, which was approved by the voters in August of 1995. Under State statute (RSMo Section 94.577), all revenue received by a municipality for the tax authorized under the provision of this Section "shall be deposited into a special trust fund and shall be used solely for capital improvements, including the operation and maintenance of all capital improvements, for so long as they shall remain in effect."

REVENUE ($1,574,800)

For FY 2026-27, we are estimating that the ½ cent Capital Improvement Sales Tax, which is collected and distributed to the City of Glendale from the County sales tax sharing pool, will generate approximately $520,000. This figure is equal to the estimated FY 2026 Budget.

Once again, we are proposing a transfer to the Capital Improvement Fund from the Parks and Stormwater Fund to help pay for the stormwater-related portion of street projects and other infrastructure improvements. The proposed transfer for FY 26-27 is $110,000. For planning purposes, it has been decided by Administration to pay for future stormwater projects through the Capital Improvement Fund.

The other major revenue item for FY 26-27 is the reimbursement from federal grants for the E. Essex and Sappington Rd. resurfacing projects in the amounts of $122,500 and $774,300 respectively. The federal grants cover 80% of the cost of the project with the City of Glendale paying the difference.

The ending fund balance For FY 26 and 27 is projected to be $1,112,361 and $702,461 respectively.

EXPENDITURES ($1,954,700)

As explained in further detail below, expenses for the Capital Budget for FY 26-27 are budgeted at $1,954,700 with a good percentage of this for street improvements and stormwater improvements.

GENERAL GOVERNMENT

The Administration Department has no Capital Improvement requests for FY 26-27.

POLICE DEPARTMENT

As usual, one new police patrol vehicle is budgeted for FY 26-27. Also, due to the rising costs of vehicles, police vehicles including equipment are now approximately $46,500 each. For the past several years, the City has been purchasing Dodge Durangos and that probably will be the case again in FY 26-27.

Included in the FY 26-27 budget for the PD is a carport at a cost of $35,000. The PD carport was cut out of the City Hall reconstruction project due to cost overrun issues but is still necessary as it allows for cleaner, safer, and dryer PD vehicles during inclement weather.

Other items budgeted for the Police Department for the 2026-27 FY include the following items:

• ***Body & Mobile Cameras***	8,400
• ***Bullet Proof Vests***	10,500
• ***Flock Security Cameras***	12,500
• ***Police Handguns***	12,000
• ***Automated Ext. Defibrillators***	6,000
• ***Radio & Speaker***	7,500
• ***Traffic Collection Device***	4,400

Capital Improvement Fund *(continued)*

FIRE DEPARTMENT

The Fire Department Capital budget for FY 26-27 consists of six items:

1. The first is for the annual request of NFPA Compliance equipment. For FY 27, the NFPA equipment request is for $12,000 which can be used for new hose, rescue tools, pressure fans, chain saws, ice rescue suits and any necessary rescue equipment.

2. The second request, at a total cost of $5,000, is for two new sets of turnout gear for one firefighter in case someone resigns or retires.

3. The third request is for a new cardiac monitor at a cost of $70,000. The new monitor replaces a 2014 monitor and allows the Fire Department to have two front-line monitors.

4. The fourth request is for new bedding for the firefighters. The current mattresses are 8 years old and several of the firefighters are now complaining of sore backs when they get up in the morning. The estimated cost is $7,000.

5. The fifth request is for electrical improvements at a cost of $5,000.

6. The sixth request is for a new garage door opener at a cost of $8,000.

PUBLIC WORKS

The Public Works Department continues to have the largest portion of the Capital Improvement Fund Budget at $1,704,400 due to annual street maintenance costs. The two major street improvement projects during FY 2026-27 will be the E. Essex and N. Sappington Rd. resurfacing projects at an expense of $175,000 and $1,236,400 respectively. Both projects will be partially reimbursed by federal grants. The various street improvement projects are listed below:

• ***Crackseal & Sealcoat***	50,000
• ***50/50 Sidewalk Program***	6,000
• ***Pedestrian Safety Devices***	15,000
• ***Essex Resurf. Phase One***	175,000
• ***N. Sappington Resurf.***	1,236,400
• ***Streetlight Upgrades***	16,000

With stormwater improvements now funded through the Capital Improvement Fund, for FY 26-27 $5,000 is to be expensed for a stormwater detention system at select streets. This system will help with water run-off and increase the life of the streets. Also budgeted for FY 26-27 in the stormwater category is $63,000 to conclude the improvements at 955 Glenway Drive.

Other requests in the CIP Budget from the Public Works Department are $8,000 for a 50/50 Tree Planting Program for residential tree improvements on ROW property and $80,000 for a new utility truck. The pick-up truck replaces a 15-year-old vehicle and is heavily used for snow removal, tree removal, and all other street maintenance events. The final two requests are the annual $3,000 figure budgeted for miscellaneous equipment such as hand tools, power tools and safety equipment, and $3,000 for a portable stage to be used at Glendale's various public events.

CAPITAL IMPROVEMENT FUND REVENUE FOR 2026 - 2027

ACCOUNT #	DESCRIPTION	ACTUAL 23/24	ACTUAL 24/25	BUDGET 25/26	ESTIMATED 25/26	BUDGET 26/27
REVENUE						
90001-01052	CAPITAL IMPROVEMENTS SALES TAX	517,294	510,883	510,000	520,000	520,000
90001-01056	FIRE SALES TAX	35,764	38,866	37,000	37,000	37,000
90001-02051	GRANTS	38,194	1,745	7,000	11,500	0
90001-05020	SALE OF SURPLUS EQUIPMENT	9,721	0	5,000	18,000	5,000
90001-05029	SIDEWALK REIMBURSEMENT	600	0	3,000	0	3,000
90001-05030	TREE PLANTING REIMBURSEMENT	0	0	3,000	0	3,000
90001-05031	E. ESSEX STP REIMBURSEMENT	31,101	587,008	80,000	339,400	122,500
90001-05032	SAPPINGTON RD. STP REIMBURSEMENT	23,126	30,231	384,000	96,800	774,300
90001-05033	MSD REIMBURSEMENT	115,647	19,746	0	0	0
90001-05034	TRANSFER FROM OTHER FUNDS	1,338,068	585,788	60,000	210,000	110,000
TOTAL CAPITAL IMPROVEMENTS REVENUE		**$2,109,515**	**$1,774,267**	**$1,089,000**	**$1,232,700**	**$1,574,800**

CAPITAL IMPROVEMENT FUND REVENUE VS. EXPENDITURES

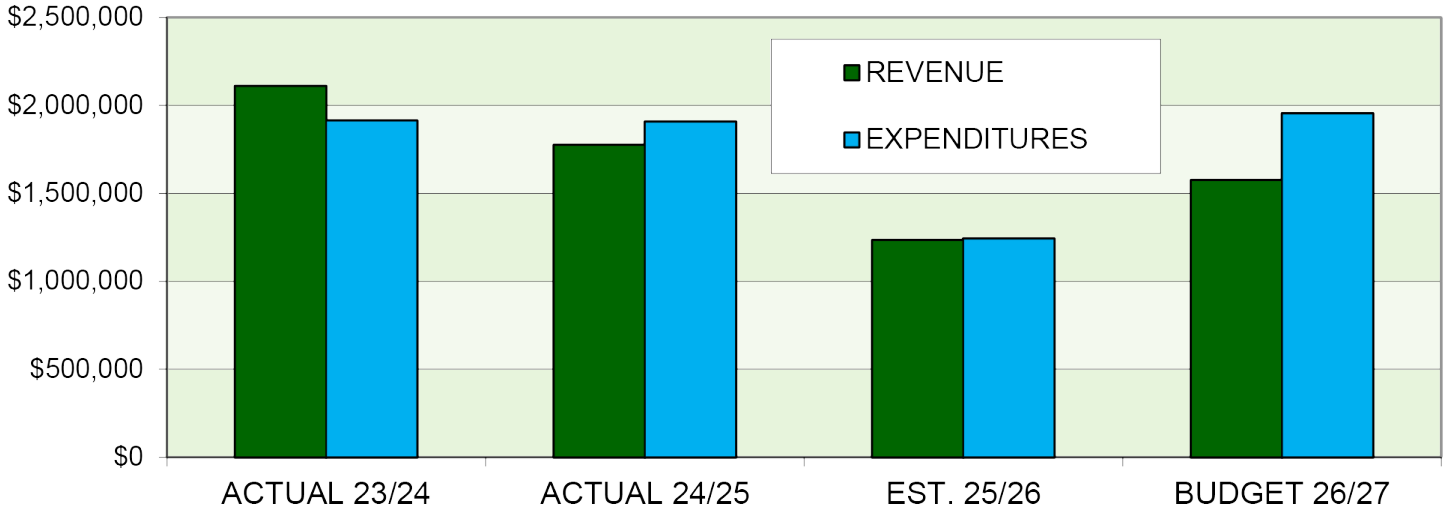

CAPITAL IMPROVEMENT FUND EXPENSES FOR 2026 - 2027

ACCOUNT #	DESCRIPTION	ACTUAL 23/24	ACTUAL 24/25	BUDGET 25/26	ESTIMATED 25/26	BUDGET 26/27
GENERAL GOVERNMENT CAPITAL OUTLAY						
90010-44010	OFFICE EQUIPMENT	0	0	0	0	0
90010-44020	AUTOMOTIVE EQUIPMENT	0	0	0	0	0
90010-44030	OTHER CAPITAL OUTLAY	18,795	46,065	49,500	63,000	0
90010-44040	BUILDING & LAND	32,703	4,995	0	0	0
TOTAL GENERAL GOVERNMENT		**51,498**	**51,060**	**49,500**	**63,000**	**0**
COURT CAPITAL OUTLAY						
90020-44010	MISCELLANEOUS EXPENSE	0	0	0	0	0
TOTAL COURT		**0**	**0**	**0**	**0**	**0**
POLICE CAPITAL OUTLAY						
90030-44020	AUTOMOTIVE EQUIPMENT	81,296	0	46,000	44,000	46,500
90030-44030	OTHER CAPITAL OUTLAY	126,230	22,576	102,600	191,000	61,800
90030-44040	BUILDING & LAND	0	0	30,000	0	35,000
TOTAL POLICE DEPARTMENT		**207,526**	**22,576**	**178,600**	**235,000**	**143,300**
FIRE DEPARTMENT CAPITAL OUTLAY						
90050-22320	INTEREST EXPENSE	0	0	0	0	0
90050-44020	AUTOMOTIVE EQUIPMENT	8,160	0	0	0	0
90050-44030	OTHER CAPITAL OUTLAY	95,391	54,045	146,000	104,000	107,000
90050-44040	BUILDING & LAND	0	18,123	4,000	0	0
TOTAL FIRE DEPARTMENT		**103,551**	**72,168**	**150,000**	**104,000**	**107,000**
PUBLIC WORKS CAPITAL OUTLAY						
90060-22320	INTEREST EXPENSE	0	0	0	0	0
90060-44020	AUTOMOTIVE EQUIPMENT	120,488	106,349	44,000	44,400	80,000
90060-44030	OTHER CAPITAL OUTLAY	39,126	18,581	28,000	5,500	21,000
90060-44031	TRIM	0	648	18,000	1,800	8,000
90060-44032	SIDEWALK IMPROVEMENTS	1,526	0	6,000	1,500	6,000
90060-44033	E. ESSEX STP PROJECT	232,352	882,449	107,500	355,400	175,000
90060-44034	N. SAPPINGTON STP PROJECT	41,075	89,246	532,000	58,500	1,236,400
90060-44035	ARPA FUND STREET IMPROVEMENTS	627,214	4,234	0	0	0
90060-44040	BUILDINGS & LAND	38,737	45,203	0	0	44,000
90060-44050	STREETS-NOVACHIP	123,849	99,720	225,500	225,000	0
90060-44051	STREETS-CRACKSEAL & SEALCOAT	71,838	33,097	49,000	25,000	50,000
90060-44070	STREETS-OTHER	151,029	428,785	8,100	40,800	16,000
90060-44090	STORMWATER	85,236	39,070	144,000	78,600	68,000
90060-44100	CURBS	18,689	14,463	20,000	4,200	0
TOTAL PUBLIC WORKS		**1,551,159**	**1,761,845**	**1,182,100**	**840,700**	**1,704,400**
TOTAL CAPITAL OUTLAY EXPENDITURES		**1,913,734**	**1,907,649**	**1,560,200**	**1,242,700**	**1,954,700**
SURPLUS (DEFICIT)		**$195,781**	**($133,382)**	**($471,200)**	**($10,000)**	**($379,900)**
ENDING FUND BALANCE		**$1,255,743**	**1,122,361**	**651,161**	**1,112,361**	**732,461**

Debt Service Fund

The Debt Service Fund was created in November 2016 to account for property tax receipts and bond payments related to the Public Safety facilities expansion and renovation. In August of 2016 the voters of Glendale overwhelmingly passed a property tax increase to support the General Obligation bonds. The bond proceeds of $8,000,000 were used to construct a new firehouse directly to the south of the current City Hall at the former properties of 412 and 414 N. Sappington Rd., and renovate and update the current City Hall located at 424 N. Sappington Rd. The principal payment in February 2027 of $395,000 will lower the outstanding principal balance from $4,535,000 to $4,140,000.

The debt service was expanded in 2025 with the passage of Prop S during the April 2025 election. Bonds of $9.7 million were issued in July of 2025 with another issuance in 2028 of approximately $8.5 million. The bond proceeds will be used to reconstruct and repair certain streets, curbs, and stormwater issues in the City of Glendale. The project will take approximately five years to complete.

Unfortunately, the Senior Real Estate Property Tax Freeze put in place by St. Louis County in 2025 will negatively affect the property tax receipts. The Freeze allows seniors 62 years old and older to apply to have their total real estate property taxes frozen at 2024 levels. Therefore, the property tax increase that was passed in 2025 for Prop S does not apply for the 567 residents who applied for the freeze. It appears that the freeze will possibly cause property tax revenue to fall short of what is needed to fund construction of sidewalks and roads for Prop S. Therefore, City of Glendale management will have to decide upon one of two options. One, future property tax values will increase enough in the coming years to make up for the shortfall or two, do a few less projects and not borrow as much monies as originally planned in 2028. For FY 2027, a total of $1,636,050 is needed to service the debt on the Series 2016 and Series 2025 bonds. The new bonds will mature in 2047. Upon maturity in 2047, the tax increase to support the bonds could cease to exist or could continue and be used for other purposes such as further street improvements.

The City of Glendale carries a bond rating from S&P of AA.

The total principal amount of general obligation indebtedness in the City cannot exceed 20% of the taxable tangible property in the City. Based on $298,018,388 net assessed valuation as of January 1, 2026, the legal debt limit of the City is approximately $59,603,677. The total outstanding general obligation indebtedness of the City is $14,235,000 resulting in a legal debt margin of over $45,000,000.

The amortization schedules for both the Series 2016 and 2025 bonds are listed on the following pages.

AMORTIZATION SCHEDULE: SERIES 2016

Year	Interest	Principal	Balance
11/2/2016			8,000,000
FY 2017	72,222	345,000	7,655,000
FY 2018	213,100	315,000	7,340,000
FY 2019	206,800	320,000	7,020,000
FY 2020	200,400	340,000	6,680,000
FY 2021	193,600	340,000	6,340,000
FY 2022	186,800	340,000	6,000,000
FY 2023	180,000	350,000	5,650,000
FY 2024	169,500	360,000	5,290,000
FY 2025	158,700	370,000	4,920,000
FY 2026	147,600	385,000	4,535,000
FY 2027	136,050	395,000	4,140,000
FY 2028	124,200	405,000	3,735,000
FY 2029	112,050	420,000	3,315,000
FY 2030	99,450	430,000	2,885,000
FY 2031	86,550	445,000	2,440,000
FY 2032	73,200	460,000	1,980,000
FY 2033	59,400	475,000	1,505,000
FY 2034	45,150	485,000	1,020,000
FY 2035	30,600	500,000	520,000
FY 2036	15,600	520,000	0

AMORTIZATION SCHEDULE: SERIES 2025

Year	Interest	Principal	Balance
7/1/2025			9,700,000
FY 2026	323,333	0	9,700,000
FY 2027	485,000	620,000	9,080,000
FY 2028	454,000	655,000	8,425,000
FY 2029	421,250	100,000	8,325,000
FY 2030	416,250	165,000	8,160,000
FY 2031	408,000	175,000	7,985,000
FY 2032	399,250	185,000	7,800,000
FY 2033	390,000	200,000	7,600,000
FY 2034	380,000	220,000	7,380,000
FY 2035	369,000	235,000	7,145,000
FY 2036	357,250	250,000	6,895,000
FY 2037	344,750	810,000	6,085,000
FY 2038	304,250	855,000	5,230,000
FY 2039	261,500	905,000	4,325,000
FY 2040	216,250	955,000	3,370,000
FY 2041	168,500	1,010,000	2,360,000
FY 2042	118,000	1,065,000	1,295,000
FY 2043	64,750	1,090,000	205,000
FY 2044	10,250	105,000	100,000
FY 2045	5,000	100,000	0

DEBT SERVICE FUND FOR 2026 - 2027

	ACTUAL 23/24	ACTUAL 24/25	BUDGET 25/26	ESTIMATED 25/26	BUDGET 26/27
TAXES					
94001-01011 REAL ESTATE TAXES	527,972	532,675	1,350,000	1,210,000	1,300,000
94001-01021 PERSONAL PROPERTY TAXES	84,645	78,071	196,600	152,000	160,000
94001-01031 DELIQUENT TAXES	3,494	3,790	6,600	4,500	5,000
94001-01041 UTILITY PROPERTY TAXES	3,827	3,684	7,000	7,800	7,800
TOTAL TAXES	**$619,938**	**$618,220**	**$1,560,200**	**$1,374,300**	**$1,472,800**
EXPENDITURES					
94070-22220 OTHER CONTRACTUAL	1,800	1,800	3,600	2,250	3,000
94070-22320 INTEREST EXPENSE	169,500	158,700	508,500	470,933	621,050
94070-22325 BOND PRINCIPAL EXPENSE	360,000	370,000	385,000	385,000	1,015,000
TOTAL EXPENDITURES	**$531,300**	**$530,500**	**$897,100**	**$858,183**	**$1,639,050**
SURPLUS (DEFICIT)	**$88,638**	**$87,720**	**$663,100**	**$516,117**	**($166,250)**
ENDING FUND BALANCE	**$330,672**	**$418,392**	**$1,081,492**	**934,509**	**768,259**

Prop S Fund

In April 2025, Glendale voters approved Proposition S allowing for a property tax increase to fund over $18 million in bonds for street improvement projects throughout the City of Glendale. Therefore, the Prop S Fund was created in FY 2025-26 to record bond proceed revenues, investment revenues and street improvement expenses.

With the passage of the property tax increase in April of 2025 and the corresponding receipt of the bond proceeds, engineering of the project began late summer 2025 and construction will last through 2030. The work will include improvements to curbs, streets, sidewalks, sidewalk ramps, and stormwater improvements. Prop S work identified for FY 2027 is as follows:

STREET RECONSTRUCTION

- Park Ave.
- Hawbrook Rd.
- Oakway Pl.
- Luther Ln.
- Beverly Ave.

PAVEMENT MAINTENANCE

- Kirkham Ave.

CONCRETE SLAB REPLACEMENT

- Flynn Forest Dr.
- Glendale Gardens Dr.

STORMWATER IMPROVEMENT

- Elmwood Ave.

PROP S FUND FOR 2026 - 2027

95 - PROP S FUND	ACTUAL 23/24	ACTUAL 24/25	BUDGET 25/26	ESTIMATED 25/26	BUDGET 26/27
REVENUE					
95001-05010 INVESTMENT INCOME	0	0	300,000	250,000	200,000
95001-05015 BOND PROCEEDS	0	0	9,700,000	10,155,900	0
TOTAL FUND REVENUE	**$0**	**$0**	**$9,700,000**	**$10,405,900**	**$200,000**
EXPENDITURES					
95070-44030 OTHER CAPITAL OUTLAY			879,019	562,000	703,400
95070-44032 SIDEWALKS			834,000	0	141,800
95070-44070 STREETS OTHER			2,088,673	615,600	1,923,800
95070-44090 STORMWATER	0	0	390,308	1,400	577,100
TOTAL CONTRACTUAL & COMMODITIES	**$0**	**$0**	**$4,192,000**	**$1,179,000**	**$3,346,100**
SURPLUS (DEFICIT)	**$0**	**$0**	**$5,508,000**	**$9,226,900**	**($3,146,100)**
ENDING FUND BALANCE	**$0**	**$0**	**$5,508,000**	**$9,226,900**	**$6,080,800**

Capital Improvement Program

PURPOSE AND OVERVIEW

INTRODUCTION

The Capital Improvement Program (CIP) is a planning document that allows the City to prepare for and coordinate spending on infrastructure projects, vehicle purchases, equipment purchases, building projects and other special projects (collectively referred to as "capital spending"). Specifically, the CIP is a five-year plan for capital spending. The CIP is prepared by staff and adopted by the Board of Aldermen every year to allow continued adjustment in light of the community's changing needs and the availability of resources.

The CIP is separate from the annual operating budget, which authorizes expenditures for the fiscal year. The operating budget covers routine costs for service delivery, while the capital budget covers one-time projects such as street reconstruction and acquisition of major items like a fire apparatus. The CIP also anticipates recurring purchases like police cars and computer systems, which are items that typically cost more than $2,500 and last several years.

It should also be noted that the Capital Improvement Program is not the same as the Capital Improvement Fund in the City's accounting system. The Capital Improvement Fund is one of nine funds in the City's accounting system, and the main purpose of this fund is to account for revenue from the half-cent capital improvement sales tax. This sales tax revenue pays for the vast majority of the City's capital projects, but expenditures and projects can and should be paid for by other sources as well.

The main source of revenue for the Capital Improvement Fund is the Capital Improvement Sales Tax but grants have also been a key funding source for capital projects in Glendale. Current grant projects include federal transportation funds for the resurfacing of E. Essex Ave. and N. Sappington Rd. Another revenue source for capital spending is the Park and Stormwater Sales Tax.

THE IMPORTANCE OF CAPITAL REINVESTMENT

We often associate capital spending with infrastructure (streets, sidewalks, and utilities). Infrastructure is the foundation of property values, and we in Glendale will have to give our streets, curbs and sidewalks increasing attention as the community continues to age. Aside from infrastructure, capital spending provides the facilities, vehicles and tools necessary to provide the City's basic public services.

Part of the consideration in planning multi-year capital spending is the evaluation of ongoing maintenance expenses. For example, City of Glendale residents approved Proposition S during the April 2025 election authorizing a property tax increase to fund approximately $18 million in bonds which will be used to reconstruct and improve curbs, streets, and stormwater systems throughout Glendale. Similarly, replacing city vehicles at the appropriate time reduces recurring repairs and maintenance expenses. Some capital expenditures, such as certain equipment in Public Works, are intended to save labor or make it safer to carry out job duties. In any case, all requests are scrutinized to ensure they are critical to City functions and wise investments of City funds.

CAPITAL IMPROVEMENT PROGRAM (CIP) ESTIMATED REVENUE SOURCES

	Cumulative Prior Yrs.	FY 27	FY 28	FY 29	FY 30	FY 31	TOTAL
Sales Tax		520,000	525,000	530,000	535,000	540,000	2,650,000
Transfers		110,000	110,000	110,000	110,000	110,000	550,000
Sale of Surplus Equipment		5,000	5,000	5,000	5,000	5,000	25,000
Grants, Trim			7,000	7,000	7,000	7,000	28,000
Fire Sales Tax		37,000	38,000	39,000	40,000	41,000	195,000
MSD Reimbursement				400,000			400,000
E. Essex STP Reimbursement		122,500	122,500	889,000	498,100		1,632,100
Sappington STP Reimbursement		774,300					774,300
Tree Planting Reimbursement		3,000	3,000	3,000	3,000	3,000	15,000
Sidewalk Reimbursement		3,000	3,000	3,000	3,000	3,000	15,000
Prop S		3,346,100	3,913,000	3,405,000	3,549,000		14,213,100
TOTALS	**$ -**	**$ 4,920,900**	**$ 4,726,500**	**$ 5,391,000**	**$ 4,750,100**	**$ 709,000**	**$ 20,497,500**
Surplus/(Deficit)		(379,900)	(889,000)	294,000	248,000	226,000	
Fund Balance	1,112,361	732,461	(156,539)	137,461	385,461	611,461	

CAPITAL IMPROVEMENT PROGRAM (CIP) SUMMARY, FY 2027 - FY 2031

Project/Equipment	Revenue Source	FY 27	FY 28	FY 29	FY 30	FY 31	TOTAL
POLICE							
Police Patrol Vehicles	Capital Improvement Fund	46,500	47,000	47,500	48,000	48,500	237,500
Bullet Proof Vests	Capital Improvement Fund	10,500	1,500	1,500	1,500	1,500	16,500
Information Technology Contract	Capital Improvement Fund			25,000	25,000	50,000	100,000
Covered Car Port	Capital Improvement Fund	35,000					35,000
Body & Mobile Cameras	Capital Improvement Fund	8,400	9,000	9,000	9,000	9,000	44,400
Flock Security Cameras	Capital Improvement Fund	13,000	13,000	13,000	13,000	13,000	65,000
Police Handguns	Capital Improvement Fund	12,000					12,000
Automated External Defibrillators	Capital Improvement Fund	6,000					6,000
Radio & Speaker	Capital Improvement Fund	7,500					7,500
Traffic Data Collection Device	Capital Improvement Fund	4,400					4,400
FIRE							
NFPA Compliance Equipment	Capital Improvement Fund	12,000	8,000	8,000	8,000	8,000	44,000
Turn Out Gear	Capital Improvement Fund	5,000	65,000	5,000	5,000	5,000	85,000
Cardiac Monitor	Capital Improvement Fund	70,000					70,000
Bedding Mattresses	Capital Improvement Fund	7,000					7,000
Electrical Improvements	Capital Improvement Fund	5,000					5,000
Garage Door Improvements	Capital Improvement Fund	8,000					8,000
Fire Apparatus	Capital Improvement Fund		1,200,000				1,200,000
Engine Bay Resurface	Capital Improvement Fund			32,000			32,000
SCBA Equipment	Capital Improvement Fund			80,000			80,000
Ballistic Helmets	Capital Improvement Fund					10,000	10,000
PUBLIC WORKS							
Miscellaneous Tools & Equipment	Capital Improvement Fund	3,000	3,000	3,000	3,000	3,000	15,000
Salt Storage Door	Capital Improvement Fund	9,000					9,000
TRIM Grant Program	Capital Improvement Fund		12,000	12,000	12,000	12,000	48,000
50/50 Sidewalk Repairs & Improvements	Capital Improvement Fund	6,000	6,000	6,000	6,000	6,000	30,000
50/50 Tree Planting Program	Capital Improvement Fund	8,000	8,000	8,000	8,000	8,000	40,000
PW Building Updates	Capital Improvement Fund	35,000					35,000
E. Essex Ave STP Phase 2	Capital Improvement Fund	175,000	175,000	1,270,000	711,600		2,331,600
N. Sappington STP	Capital Improvement Fund	1,236,400					1,236,400
Prop S	Prop S Fund	3,346,100	3,913,000	3,405,000	3,549,000		14,213,100
Street Light Upgrades	Capital Improvement Fund	16,000	5,000				21,000
Streets-Crackseal & Sealcoat	Capital Improvement Fund	50,000	51,000	52,000	53,000	54,000	260,000
Crosswalk System	Capital Improvement Fund	15,000					15,000
Portable Stage	Capital Improvement Fund	3,000					3,000
Skid Steer	Capital Improvement Fund		94,000				94,000
Backhoe	Capital Improvement Fund			115,000			115,000
Utility Truck	Capital Improvement Fund	80,000					80,000
Streets Master Plan	Capital Improvement Fund				45,000		45,000
Street Resurfacing	Capital Improvement Fund					250,000	250,000
Glenway Stormwater	Capital Improvement Fund	63,000					63,000
Stormwater Detention Systems	Parks & Storm Water Fund	5,000	5,000	5,000	5,000	5,000	25,000
TOTALS		**$ 5,300,800**	**$ 5,615,500**	**$ 5,097,000**	**$ 4,502,100**	**$ 483,000**	**$ 20,998,400**

Glossary

Account Number – A numerical code identifying revenues and expenditures by fund, department, activity, and object.

Assessed Valuation – The value set on real estate or other property as a basis for levying a tax.

Asset – A resource which has monetary value and is owned or held by the city.

Audit – An examination to determine whether the city's financial statements are presented fairly in accordance with GAAP.

Balanced Budget – A financial plan that appropriates funds no more than the total of all resources that are expected to be available for a specific period of time.

Bond – A contract to pay a specified sum of money (the principal or face value) at a specified future date or dates (maturity) plus interest paid at an agreed upon percentage of the principal. Maturity is usually longer than one year.

Budget – A comprehensive plan of financial operation embodying an estimate of proposed expenditures for a given period and the proposed means of financing them.

Capital – An expenditure for a good that has an expected life of more than one year and the cost of which is in excess of $2,500. Capital items include real property, office equipment, furnishings, and vehicles.

Capital Improvement Program (CIP) – A fiscal and planning device which provides a tool for monitoring all capital project costs, funding sources, impact on future operating costs, and departmental responsibilities.

Commodities – Expendable items that are consumable or have a very short life span. Examples include office supplies, gasoline, minor equipment, and asphalt.

Contractual Services – An expenditure for services performed by private firm or other governmental agencies. Examples include legal services, utilities, and insurance.

Debt – An obligation of the city resulting from the borrowing of money, including bonds, and notes.

Deficit – The amount a specific fund's expenditures (including outgoing operating transfers) exceed revenues in a given year.

Department – The primary administrative unit in city operations. Each is directed by a department head. Departments are generally composed of divisions and programs that share a common purpose.

Expenditure – Current operating expenses requiring the present or future use of current assets or the incurrence of debt.

Fund – A fiscal accounting entity with a self-balancing set of accounts recording cash and other financial resources that are segregated for the purpose of carrying on specific activities or attaining certain objectives.

Fund Balance – The equity of a fund. Oftentimes incorrectly referred to as "surplus". Each fund begins the fiscal year with a positive or negative fund balance.

GAAP – Generally Accepted Accounting Principles, uniform minimum standards of state and local governmental accounting and financial reporting set by Governmental Accounting Standards Board (GASB).

Glossary *(continued)*

Grant – A payment of money from one governmental unit to another for a specific service or program.

Line Item – The uniform identification of goods or services purchased; sub-unit of objects of expenditure. For example: salaries, office supplies, postage, insurance.

Personnel Services – All costs associated with employee compensation. For example: salaries, pension, health insurance.

Position – A job title authorized by the city's classification plan and approved for funding by the budget.

Revenue – Sources of income financing the operations of the city. An increase in fund balance caused by inflow of assets, usually cash.

Surplus – The amount that a specific fund's revenues (and incoming operating transfers) exceed expenditures in a given year.

Transfer – A movement of monies from one fund to another. This can occur when one fund provides services to another or when a fund is used as a pass through of revenue.

Undesignated Fund Balance – Available expendable financial resources in a governmental fund that are not the object of tentative management plans (i.e. designations).